


**WI: User Registration on the NRP Learning Platform**


**NOTE:**

- This work instruction applies to non-registered users who land on the NRP Learning Platform (<https://www.nrplearningplatform.com/>) directly or through AAP website ([aap.nrp.org](http://aap.nrp.org) -> NRP (Quick Links) -> Login (NRP 8<sup>th</sup> Ed Learning Platform)).
- It does not apply to users who use their organization's login to access NRP learning Platform.

1. Using any web browser, navigate to the website:  
<https://www.nrplearningplatform.com/>

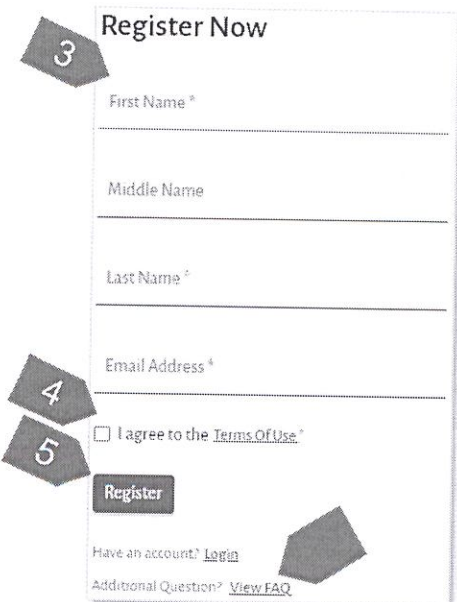


2. Click on the "Register now" button.



3. Enter the following information:

- First Name – The first name of the user
- Middle Name (optional) – The middle name of the user
- Last Name – The last name of the user
- Email Address – The email address of the user



*NOTE: To view frequently asked questions, click the "View FAQ" link that navigates to AAP NRP FAQ website (<http://aap.helpjuice.com/404-nrp>).*




## NRP LP User (Individual/Global Account) Guide Purpose



Neonatal  
Resuscitation  
Program®

- Click on the check box to accept the Terms of use. Clicking the "Terms Of Use" link will open the Terms of use in a pop-up window.
- Click on the "Register" button.

A green bar at the top of the page indicates that the user has been registered successfully.




 You have successfully registered on NRP Learning Platform.

- Check an email. Activate the account. Login.


### NOTE:

- Activating the account is covered in the next section titled "Activating an Account After Registration".
- The user can click on "Resend Email" if the email has not been received.
- Example Email - Account Verification

### 6 What Next?

 Step: 1 Check your registered email	 Step: 2 Activate your account	 Step: 3 Login
An activation email has been triggered to your registered email address. Please check your spam folder for the email. Resend email to <a href="#">ECS</a>   <a href="#">Resend Email</a>	Click on the link provided in email received from NRP Learning Platform to activate your account.	Enter your newly registered username and password to login.

Add email questions? View FAQ

 Neonatal Resuscitation Program™

Dear Eva Smith,

Welcome to the NRP Learning Platform. Please use the following link to verify your email address.

[Verify Account](#)

Please do not reply to this email as this mailbox is not monitored.

**NRP Learning Platform**

**Need more help?**  
Email us at - [NRPSupport@rcipartners.com](mailto:NRPSupport@rcipartners.com)  
We're here, ready to talk - Toll Free # (US) - (866) 293-1034

END OF INSTRUCTIONS





## WI: Login to NRP Learning Platform

*NOTE: This work instruction applies to registered and activated account users who land on the NRP Learning Platform (<https://www.nrplearningplatform.com/>) directly or through AAP website ([aap.nrp.org](http://aap.nrp.org) -> NRP (Quick Links) -> Login (NRP 8<sup>th</sup> Ed Learning Platform)). It does not apply to registered users who use their organization's login to access NRP learning Platform.*

4. Using any web browser, navigate to the website:  
<https://www.nrplearningplatform.com/>
5. Enter the following information:
  - Username – The unique username chosen by the user
  - Password - The password set by the user

*NOTE: Clicking the "Remember Me" box confirms the browser to save a cookie. If the browser window is closed without signing out, the user will be signed back in automatically upon returning next time to the platform. However, signing out of the site completely negates the "Remember Me" operation as it deletes the saved cookie and the user will therefore be required to enter the login information again upon return.*

6. Click on the "Login" button.

The user is navigated to the Home page of the NRP learning Platform.

END OF INSTRUCTIONS

