GUAM MEMORIAL HOSPITAL AUTHORITY
ATURIDÅT ESPETÅT MIMURIÅT GUÅHÅN
850 Governor Carlos Camacho Road, Tamuning, Guam 96913
Operator: (671) 647-2330 or 2552 | Fax: (671) 649-5508

June 23, 2022

AMENDMENT #1
FOR

GMHA IFB 017-2022 CONSTRUCTION SERVICES REQUIRED TO COMPLETE CONTRACT PACKAGE 1B OF Z-WING DEMOLISHMENT

TO: All prospective bidders,

This Amendment is being issued to clarify the following:

1) **Project Plans attached on the bid package downloaded from the website is being rescinded and replaced with the Project Plans attached in this amendment.**

2) **Items labeled as "Additive Alternate No. 1" or "Add. Alt No. 1, Contract Package No. 1" in Drawings A1.2 & A1.6 refers to Contract Package 1B.**

3) **Package notations were inadvertently left out for Drawings ED101, ED102, and ED103, but for clarification, these works are to be completed in Contract Package 1B.**

4) **Refer to the new notated Drawings for reference. Updated drawings with corrected labels/notes will be provided to the selected contractor for use in permitting.**

If any other questions/clarifications please send via telefax addressed to Mrs. Lillian Perez-Posadas, MN, RN.

Dolores F. Pangelinan,
Hospital Materials Management Administrator

Acknowledgment of Receipt: Return acknowledgment to fax number 649-3640

_____
Company

_____
Print Name

_____
Signature Date

Contract Package No.1: Remove Z-Wing & Assoc Works

GMHA

REMOVE Z-WING AND ASSOC WORKS

Gov Carlos Camacho Road, Tamuning, Guam 93931

LEGEND OF SYMBOLS

SYMBOL	DESCRIPTION
C	CENTERLINE
Ø	DIAMETER/ROUND PIPE (ELECTRICAL)
□	SQUARE
∠	ANGLE
@	AT
C	CHANNEL
⊥	PERPENDICULAR
&	AND
±	PLUS OR MINUS
⅊	PLATE
12	SLOPE, SEPA, GRADIENT 1/12
	OBJECT FULL VIEW
	OBJECT BEYOND OR BEFORE VIEW
	ARROWHEAD
	ARROWHEAD
	ARROWHEAD
	CENTERLINE
	CURBLINE
1	COLUMN LINE
	COL. LINE NO.
	DWG NO.
A1	DETAIL MARKER
	DWG SHEET NO.
	SECTION MARKER
	ELEVATION MARKER
A1 1 2 3 4	INTERIOR ELEVATION MARKER
	DWG SHEET NO.
	ELEVATION HEIGHT MARKER/ BENCHMARK
	MATCH LINE
	REVISION MARKER
	SCOPE OF WORK AFFECTED (CLOUDED)
	REVISION NO. MARKER FOR DWG
	EXISTING WALL TO REMAIN
	NEW WALL
1-1	PARTITION/ WALL SYMBOL
	LEAD LINED WALL ASSEMBLY
	CHANGE IN FLOOR ELEVATION AS NOTED
	DOOR SYMBOL
D100	DOOR NO. (NUMBER CONSECUTIVELY) SEE DOOR SCHEDULE
D100L	EXIST. DOOR DOOR NO. (SEQUENCE DOOR NO SHOW NO WORK AS REQUIRED)
W100 S100	WINDOW/STOREFRONT SYMBOL
W100 S100	WINDOW NO STOREFRONT NO
	SUN SCREEN SYMBOL
S-1	SUN SCREEN

SYMBOL (SECTION VIEW)	DESCRIPTION	SYMBOL (ELEVATION VIEW U.N.O.)
	UNDISTURBED GRADE (DIST. LAWN)	N.A.
	COMPACTED GRADE	N.A.
	BASE COURSE, GRAVEL FILL	N.A.
	SAND FILL	N.A.
	ASPHALTIC CONCRETE	N.A.
	CONCRETE	
	CONCRETE MASONRY UNITS	N.A.
	BRICK	
	STONE, CAST STONE, MARBLE, TERRAZZO	N.A.
	GROUT/MORTAR	N.A.
	GYPSUM WALLBOARD	
	PLYWOOD	
	PARTICLEBOARD	N.A.
	HARD/ MDF PANEL	N.A.
	FINISH WOOD	
	WOOD BLOCKING	N.A.
	SHIM AS REQUIRED	N.A.
	RIGID INSULATION	N.A.
	BATT INSULATION	N.A.
	STEEL	N.A.
	ALUMINUM	N.A.
	GLASS	
	CERAMIC/QUARRY TILE	
	ACOUSTIC CLG TILE	
	VINYL TILE	N.A.
	PLASTIC LAMINATE	N.A.
	MEMBRANE AS NOTED	N.A.
	FLASHING AS NOTED	
	CON PLAS ON W/L LATH	
	INSECT SCREEN MESH	
	INSECT SCREEN MESH	
	BACKER ROD	
	SEALANT	
	JOINT FILLER	

NOTE:
WHERE TWO OR MORE SYMBOLS ARE SPECIFIED WITH CONFLICTING INTERPRETATION OR REQUIREMENTS, THE MOST COSTLY OPTION SHALL GOVERN FOR THE PURPOSES OF BUDGET. THE ARCHITECT SHALL BE IMMEDIATELY NOTIFIED OF THE DISCREPANCIES.

ABBREVIATIONS

SYMBOL	DESCRIPTION	SYMBOL	DESCRIPTION	SYMBOL	DESCRIPTION
ABV	ABOVE	EXP	EXPOSED	OPNG	OPENING
AC	AIR CONDITIONING	FA	FIRE ALARM	OPP	OPPOSITE
ACOUST	ACOUSTICAL	FAC	FACILITY	OFCI	OWNER FURNISH, CONTRACTOR INSTALL
ACT	ACOUSTICAL CEILING TILE	FCU	FAN COIL UNIT	PCAST	PRECAST
ADA	AMERICANS WITH DISABILITY ACT	FD	FLOOR DRAIN	PERP	PERPENDICULAR
ADAAG	AMERICANS WITH DISABILITY ACT ACCESSIBILITY GUIDELINES	FDN	FOUNDATION	PL	PLATE
ADD ALT	ADDITIONAL ALTERNATE	FE	FIRE EXTINGUISHER	PL	PLASTIC LAMINATE
ADJ	ADJACENT	FEC	FIRE EXTINGUISHER CABINET	PLAS	PLASTER
AFF	ABOVE FINISH FLOOR	FFE	FURNISHINGS, FIXTURE AND EQUIPMENT	PLAS LAM	PLASTIC LAMINATE
ALUM	ALUMINUM	FHC	FIRE HOSE CABINET	PLYWD	PLYWOOD
ANOD	ANODIZED	FHCC	FIRE HOSE AND EXTINGUISHER CABINET	PLUMB	PLUMBING
AP	ACCESS PANEL	FIN	FINISH	POL	POLISHED
APPROX	APPROXIMATE	FINT	FIXTURE	PREFAB	PREFABRICATED
ARCH	ARCHITECTURAL	FLASH	FLASHING	PRES	PRESSURE
ARCHT	ARCHITECT	FLUOR	FLUORESCENT	PT	PAINT
AUTO	AUTOMATIC	FLR	FLOOR	PTD	PAPER TOWEL DISPENSER
BAL	BALANCE	FDY	FOUNDRY	PVC	POLYVINYL CHLORIDE
BAL	BALCONY	FP	FIRE PROTECTION	QT	QUARRY TILE
BETW	BETWEEN	FR	FRAME	R	RISE
BEYD	BEYOND	FS	FLOOR SINK	R	RADIUS
BIT	BITUMINOUS	FURR	FURRING	RAD	RADIUS
BLDG	BUILDING	FT	FOOT (FEET)	RB	RUBBER/RESILIENT BASE
BLD	BLDG	FTG	FOOTING	RECEPT	RECEPTACLE
BOC	BOTTOM OF CURB	GA	GAUGE	REINF	REINFORCED/
BOT	BOTTOM	GALV	GALVANIZED	REQD	REQUIRED
BSMT	BASEMENT	GC	GENERAL CONTRACTOR	RD	ROOF DRAIN
CAB	CABINET	GI	GALVANIZED IRON	RWC	RAIN WATER CONDUCTOR
CB	CATCH BASIN	GL	GLASS	RW	ROOM
CEM	CEMENT	GYP	GYPSUM	RO	ROOF OPENING
CG	CORNER GUARD	GYPB	GYPSUM WALLBOARD	ROW	RIGHT OF WAY
CH	CEILING HEIGHT	HB	HOSE BIBB	S	SINK
CI	CAST IRON	HDWR	HARDWARE	SCHED	SCHEDULED
CJ	CONSTRUCTION JOINT	HDWD	HARDWOOD	SEC	SECRETARY
CL	CENTERLINE	HGT	HEIGHT	SECT	SECTION
CLG	CEILING	HOL	HOLLOW	STAIN STL	STAINLESS STEEL
CAULK	CAULKING	HORIZ	HORIZONTAL	SHD	SHOWER
CLOS	CLOSET	HP	HIGH POINT	SHT	SHEET
CLR	CLEAR	HT	HARD TILE	SIM	SIMILAR
CMU	CONCRETE MASONRY UNIT	HVAC	HEATING, VENTILATING, AIR-CONDITIONING	SPEC	SPECIFICATIONS
CO	CLEAN OUT	INSUL	INSULATION	STL	STEEL
COL	COLUMN	INVERT EL	INVERT ELEVATION	STOR	STORAGE
CONC	CONCRETE	JAN	JANITOR	STM	STEAM
CONF	CONFERENCE	JT	JOINT	SD	SOAP DISH/ DISPENSER
CONR	CORRIDOR	KIT	KITCHEN	STRUCT	STRUCTURAL
COORD	COORDINATE	LAM	LAMINATE	SF	SQUARE FEET
CONT	CONTINUOUS	LAV	LAVATORY	SURF	SURFACE
CONTR	CONTRACTOR	LP	LOW POINT	SUSP	SUSPENDED
CPT	CARPET	LS	LAUNDRY SINK	TBD	TO BE DETERMINED
CSWK	CASEWORK	LVR	LOUVER	TEL	TELEPHONE
CT	CERAMIC TILE	MACH	MACHINE	THK	THICK, THICKNESS
D	DRYER	MANUF	MANUFACTURER	THRU	THROUGH
DEPT	DEPARTMENT	MATL	MATERIAL	TOC	TOP OF CURB
DET	DETAIL	MAX	MAXIMUM	TOW	TOP OF WALL
DIA	DIAMETER	MET	METAL	TPD	TOILET PAPER DISPENSER
DIM	DIMENSION	MECH	MECHANICAL	TYP	TYPICAL
DN	DOWN	MED	MEDICINE/ MEDICAL	UBC	UNIFORM BUILDING CODE
DO	DITTO	MEMB	MEMBRANE	UR	URINAL
DR	DOOR	MEZZ	MEZZANINE	UTL	UTILITY
DS	DOWNSPOUT	MH	MANHOLE	VB	VINYL BASE
DWG	DRAWING	MO	MASONRY OPENING	VERT	VERTICAL
DWR	DRAWER	MIR	MIRROR	VEST	VESTIBULE
EA	EACH	MTL	METAL	VIF	VERIFY IN FIELD
ELEC	ELECTRICAL	MIN	MINIMUM	VTR	VENT THROUGH ROOF
ENGR	ENGINEER	MISC	MISCELLANEOUS	VT	VINYL TILE
EWC	ELECTRIC WATER COOLER	MULL	MULLION	W	WASHER/WASTE/WICE
EWH	ELECTRIC WATER HEATER	NEW	NEW	W/	WITH
EL	ELEVATION	NA	NOT AVAILABLE	W/O	WITHOUT
ELAS	ELASTOMERIC	NIC	NOT IN CONTRACT	WC	WATER CLOSET
ELEV	ELEVATION	NOM	NOMINAL	WG	WIRE GLASS
EJ	EXPANSION JOINT	NTS	NOT TO SCALE	WDW	WINDOW
EQ	EQUAL	NO	NUMBER	WD	WOOD
EQUIP	EQUIPMENT	OA	OVERALL	WO	WALL OPENING
EXIST	EXISTING	OC	ON CENTER	WP	WORKING POINT
(E)	EXISTING	OFF	OFFICE	WR	WASTE RECEPTACLE
EXT	EXTERIOR	OD	OUTSIDE DIAMETER	WWF	WELDED WIRE FABRIC
EXP	EXPANSION	UNO	UNLESS NOTED OTHERWISE		

CONTRACT SEQUENCE

PHASE 1: CONTRACT PACKAGE NO.1A:	REMOVE Z-WING AND ASSOC WORKS (HARD DEMO)	PROJ NO: GMH.06A
PHASE 2: CONTRACT PACKAGE NO.1B:	REMOVE Z-WING AND ASSOC WORKS (SOFT DEMO)	PROJ NO: GMH.06A
PHASE 3: CONTRACT PACKAGE NO.2:	REPAIR/ RENOVATE REMAINING Z-WING	PROJ NO: GMH.06B
PHASE 4: CONTRACT PACKAGE NO.3:	ADD PARKING LOT AND ASSOC WORKS	PROJ NO: GMH.06C

LOCATION MAP

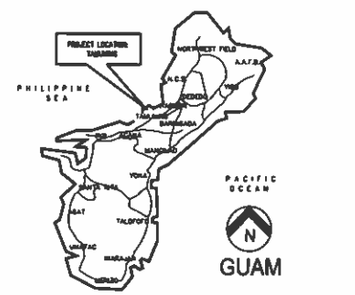

VICINITY MAP

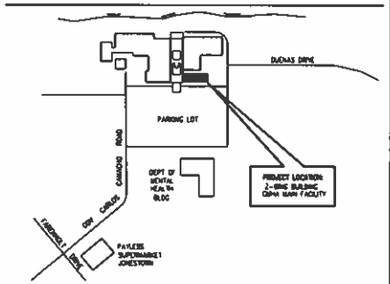

DRAWING LIST

LEGEND

SYMBOL	DESCRIPTION
○	NEWLY ISSUED DRAWING
◐	REVISED DRAWING
●	DELETED DRAWING

DWG SHEET NO.	DRAWING NAME	DATE OCT 2021 PACKAGE NO.1
T-1	TITLE SHEET	○
T-2	GENERAL NOTES	○
A1.1	1ST FLOOR DEMO PLAN	○
A1.2	2ND FLOOR DEMO PLAN	○
A1.3	ROOF DEMO PLAN	○
A1.4	DEMO WORK AT BUILDING ELEVATION	○
A1.5	DEMO WORK AT BUILDING ELEVATION	○
A1.6	1ST FLR REFLECT CLG DEMO PLAN	○
A2.1	1ST FLOOR PLAN	○
A2.2	ROOF PLAN	○
A4.1	BLDG SECTION	○
S1.1	1ST & 2ND DEMO FLOOR PLAN & NOTES	○
S1.2	ROOF DEMO PLAN & NOTES	○
S1.3	BLDG SECTIONS & NOTES	○
MD.1	GROUND, 2ND FLR DEMO MECH/ FIRE SPRINKLER	○
MD.2	GROUND FLOOR DEMO PLUMB AND SPRINKLER	○
ED101	POWER DEMO PLAN 1ST FLR	○
ED102	POWER DEMO PLAN 2ND FLR	○
ED103	1ST FLOOR LIGHTING DEMO PLAN	○

DWG SHEET NO.	DRAWING NAME	REVISION DATE OCT 2021 PACKAGE NO.1

ARCHITECT-ENGINEERING DESIGN DISCIPLINES

ARCHITECT:	CIVIL:	STRUCTURAL:	MECHANICAL/PLUMBING:	FIRE-PROTECTION:	ELECTRICAL:
PROVIDO TAN JONES ARCHITECTS	CK2 ENGINEERING	CK2 ENGINEERING	GARY LANSING PE	GARY LANSING PE	WEKON & ASSOCIATES

GUAM MEMORIAL HOSPITAL AUTHORITY
850, GOV CARLOS CAMACHO ROAD, TAMUNING, GUAM 96931

PROJECT TITLE:

GMHA

REMOVE Z-WING & ASSOC WORKS
GOV CARLOS CAMACHO ROAD, TAMUNING, GUAM 96931

Provido • Tan • Jones Architects Inc

PTJA

P.O. BOX 6463 TAMUNING, GUAM 96931
TEL: 671 646 1361

A-E PROJ NO. GMH.06A
ARCHITECTS-ENGINEERS

THIS WORK WAS DRAWN BY ME OR UNDER MY DIRECT SUPERVISION
EXPIRATION DATE: APR. 2022

DRAWING NAME:

TITLE SHEET

DRAWN:	DT	DATE:	OCT 2021
CHECKED:	LP	SCALE:	AS NOTED

REVISIONS:

DESCRIPTION	DATE

DRAWING SHEET NO:

T-1

SHEET ___ OF ___

GENERAL NOTES

A GENERAL REQUIREMENTS

1. THE DRAWINGS ARE BASED ON THE FOLLOWING DOCUMENTS PROVIDED BY THE OWNER:
   a) AS-BUILT DRAWINGS WERE NOT AVAILABLE

2. ALL IDEAS, DESIGNS, ARRANGEMENTS AND PLANS INDICATED OR REPRESENTED BY THESE DRAWINGS ARE OWNED BY, AND THE PROPERTY OF THE ARCHITECT AND WERE CREATED, EVOLVED AND DEVELOPED FOR USE ON, AND IN CONNECTION WITH, THE SPECIFIED PROJECT ONLY. NONE OF SUCH IDEAS, DESIGNS ARRANGEMENTS OR PLANS SHALL BE USED BY OR DISCLOSED TO ANY PERSON, FIRM OR CORPORATION FOR ANY PURPOSE WHATSOEVER WITHOUT THE WRITTEN PERMISSION OF THE ARCHITECT. ANY USE OF REPRODUCTION OF THESE DOCUMENTS (OTHER IN PART OR IN WHOLE WITHOUT THE WRITTEN PERMISSION OF THE ARCHITECT IS PROHIBITED.

3. COMPLY WITH THE MOST STRINGENT REQUIREMENT OF THE CONTRACT DOCUMENTS AND ALL LATEST AND/OR APPLICABLE LOCAL AND FEDERAL CODES HAVING JURISDICTION, INCLUDING BUT NOT LIMITED TO THE FOLLOWING:
   a) INTERNATIONAL EXISTING BUILDING CODE (IEBC LATEST EDITION HAVING JURISDICTION)
   b) INTERNATIONAL BUILDING CODE (IBC LATEST EDITION HAVING JURISDICTION)
   c) INTERNATIONAL FIRE CODE (LATEST EDITION HAVING JURISDICTION)
   d) GOVERNMENT OF GUAM CODE, TITLE THIN ZONING LAW
   e) AMERICAN WITH DISABILITY ACT (ADA) ACCESSIBILITY GUIDELINES (ADAAG 2012 EDITION)
   f) OTHER AUTHORITIES HAVING JURISDICTION.

   IF ANY CONFLICT AND/OR AMBIGUITIES ARE FOUND, THE ARCHITECT SHALL BE NOTIFIED IMMEDIATELY BEFORE PROCEEDING WITH THE PARTICULAR WORK INVOLVED.

4. THE WORK AS SHOWN IN THE DRAWINGS ARE FOR THE INTENT OF SPECIFYING THE DESIGN INTENT AND AESTHETIC APPEARANCE ONLY. THE DESIGN AND AESTHETIC APPEARANCE SHALL CONFORM EXCEPT WHEN EXCEEDED BY THE MOST STRINGENT REQUIREMENTS OF THE CONTRACT DOCUMENTS, GOVERNING LAWS AND REQUIREMENTS OF APPLICABLE GOVERNING AGENCIES. THE CONTRACTOR SHALL BE SOLELY RESPONSIBLE FOR AND HAVE CONTROL OVER ALL CONSTRUCTION MEANS, METHODS, TECHNIQUES, SEQUENCES AND PROCEDURES AND FOR COORDINATING ALL PORTIONS OF THE WORK TO MEET THE MOST STRINGENT REQUIREMENTS OF THE CONTRACT DOCUMENTS.

5. VERIFY ALL EXISTING CONDITIONS AND DIMENSIONS BEFORE COMMENCING WITH THE WORK. IF ANY CONFLICTS AND/OR AMBIGUITIES ARE FOUND, THE ARCHITECT SHALL BE NOTIFIED IMMEDIATELY BEFORE PROCEEDING WITH THE PARTICULAR WORK INVOLVED. IF ANY CONFLICTS AND/OR AMBIGUITIES ARE FOUND, THE CONTRACTOR SHALL RESOLVE THE CONFLICT WITH A SOLUTION THAT DOES NOT COMPROMISE THE DESIGN INTENT AND AESTHETIC APPEARANCE PER THE ARCHITECT'S APPROVAL, AND WITHOUT ANY MODIFICATION TO THE CONTRACT.

6. COORDINATE ALL ARCHITECTURAL, CIVIL, STRUCTURAL, MECHANICAL, PLUMBING, ELECTRICAL AND OTHER CONSULTANT'S DRAWINGS BEFORE COMMENCING WITH THE WORK. IF ANY CONFLICTS AND/OR AMBIGUITIES ARE FOUND, THE CONTRACTOR SHALL RESOLVE THE CONFLICT WITH A SOLUTION THAT DOES NOT COMPROMISE THE DESIGN INTENT AND AESTHETIC APPEARANCE PER THE ARCHITECT'S APPROVAL, AND WITHOUT ANY MODIFICATION TO THE CONTRACT.

7. SUBJECT TO COMPLIANCE WITH OTHER REQUIREMENTS, ALL DIMENSIONS SHOWN IN THE DRAWINGS ARE FOR THE PURPOSES OF CONVEYING DESIGN INTENT AND FOR ESTIMATING THE APPEARANCE OF THE PROJECT ONLY. THE CONTRACTOR SHALL COORDINATE THESE DIMENSIONS WITH FIELD CONDITIONS, METHODS AND TECHNIQUES OF CONSTRUCTION, EXACT SIZES OF MATERIALS, EQUIPMENT AND TOOLS, REQUIREMENTS OF PERFORMANCE CRITERIA, AND OTHER REQUIREMENTS SO AS TO AVOID CONFLICTS. IF ANY CONFLICTS OR AMBIGUITIES ARE FOUND, THE CONTRACTOR SHALL RESOLVE THE CONFLICT WITH A SOLUTION THAT DOES NOT COMPROMISE THE DESIGN INTENT AND AESTHETIC APPEARANCE PER THE ARCHITECT'S APPROVAL, AND WITHOUT ANY MODIFICATION TO THE CONTRACT.

   DIMENSIONS FOR BASSWOOD, WOOD AND GYPSUM DRYWALL SHOWN ON THE DRAWINGS ARE NOMINAL DIMENSIONS FOR THE PURPOSES OF AESTHETIC APPEARANCE ONLY. VERIFY ALL ACTUAL DIMENSIONS BEFORE COMMENCING WITH THE WORK. IF ANY CONFLICTS AND/OR AMBIGUITIES ARE FOUND, NOTIFY THE ARCHITECT IMMEDIATELY BEFORE PROCEEDING WITH THE PARTICULAR WORK INVOLVED.

8. DO NOT SCALE DRAWINGS. CALL-OUT DIMENSIONS AND STANDARD CODE REQUIREMENTS SHALL GOVERN OVER SCALED DRAWINGS.

9. TYPICAL NOTES AND TYPICAL DETAILS SHOWN SHALL APPLY THROUGHOUT THE DRAWINGS FOR SIMILAR CONDITIONS UNLESS NOTED OTHERWISE. MODIFY TYPICAL DETAILS AND SUPPLY MATERIAL AND LABOR AS REQUIRED TO MEET UNIQUE AND/OR FIELD CONDITIONS OF THE WORK.

10. PATCH ALL EXPOSED AREAS THAT RESULT DIRECTLY FROM DEMOLITION WORK. THESE AREAS SHALL BE FINISHED TO MATCH ADJACENT FINISHES.

WORK "BY OTHERS"

11. PROVIDE ARCHITECTURAL, MECH, PLUMB, AND ELEC ROUGH-INS AND STUB-OUTS WHERE NECESSARY AND OVERALL COORDINATION FOR SCOPE OF WORK AND CONSTRUCTION SCHEDULE FOR THE FOLLOWING WORK "BY OTHERS":

ITEM	DESCRIPTION	LOCATION	ACTION BY:
a)	—	ALL	TO BE DETERMINED BY OWNER
b)			
c)			
d)			
e)			
f)			
g)			

"OFCI" WORK

12. PROVIDE ARCHITECTURAL, MECH, PLUMB AND ELEC ROUGH-INS AND STUB-OUTS WHERE NECESSARY AND OVERALL COORDINATION FOR SCOPE OF WORK AND CONSTRUCTION SCHEDULE FOR THE FOLLOWING "OWNER-FURNISH CONTRACTOR-INSTALL (OFCI)" ITEMS:

ITEM	DESCRIPTION	FURNISHED BY:	REMARKS
1)	NONE		
2)			
3)			
4)			
5)			
6)			
7)			
8)			

   VERIFY/COORDINATE TYPE AND QUANTITIES OF "OFCI" ITEMS TO BE FURNISHED. ALL OTHER ITEMS AND/OR ACCESSORIES (E.G. GLUES, ADHESIVE, FASTENERS, MORTAR, GROUT, ETC. WHICH IS NOT PART OF THE "OFCI" PACKAGE BUT NECESSARY FOR THE COMPLETE INSTALLATION OF THE "OFCI" ITEMS SHALL BE PROVIDED BY THE CONTRACTOR. WHERE THE "OFCI" ITEMS DO NOT FIT, THE CONTRACTOR SHALL MODIFY THE "OFCI" ITEMS TO FIT. WHERE THE "OFCI" ITEMS ARE DELIVERED AS A KIT OF "PARTS" THE CONTRACTOR SHALL ASSEMBLE THE PARTS ACCORDING TO THE MANUF'S INSTRUCTIONS.

   "OFCI" ITEMS SHALL BE DELIVERED TO THE JOBSITE IN CONTAINERS OR AS ARRANGED BY THE OWNER. THE CONTRACTOR SHALL UNLOAD THE "OFCI" ITEMS AS PART OF THE WORK. "OFCI" PARTS AND/OR COMPONENTS SHALL BE ASSEMBLED BY THE CC AND INSTALLED PER MANUFACTURER'S RECOMMENDATIONS.

13. UPON RECEIPT OF OFCI ITEMS, CHECK IMMEDIATELY FOR DEFECTS AND DAMAGE. WHEN DEFECTS ARE FOUND, DOCUMENT THE DAMAGE BY TAKING PHOTOGRAPHS WITH AUTOMATIC TIME/DATE STAMP, AND NOTIFY THE ARCHITECT. IF NO DAMAGE AND/OR DEFECTS ARE FOUND, A WRITTEN RECEIPT INDICATING THE GOOD CONDITION OF THE ITEMS SHALL BE ISSUED TO THE DELIVERY PERSON WITH A COPY TO THE ARCHITECT. IF NOTIFICATION OF DAMAGED AND/OR DEFECTIVE GOODS ARE NOT RECEIVED BY THE ARCHITECT AFTER 1 WORKING DAY UPON THE CONTRACTOR'S RECEIPT OF THE ITEMS, THE ITEMS SHALL BE CONSIDERED DELIVERED TO THE CONTRACTOR IN GOOD CONDITION. THE CONTRACTOR BECOMES RESPONSIBLE FOR THE CONDITION AND PROTECTION OF THE ITEM

14. ONE SET OF HARDCOPY BLDG PERMIT DOCUMENTS (STAMPED/SIGNED) SHALL BE LOANED TO THE CONTRACTOR FOR USE OF COPYING AND SCANNING FOR BUILDING PERMIT PURPOSES, CONSTRUCTION AND AS-BUILT DOCUMENTATION (FOR OCCUPANCY PERMIT PURPOSES), REPRODUCTION/ PRINTING OF THE DOCUMENTS, AND SCANNING/BURNING TO STORAGE MEDIA (AS REQUIRED BY GOVERNMENT AGENCIES) SHALL BE PERFORMED BY THE CONTRACTOR AT THE CONTRACTOR'S [illegible]

15. SUBMIT A CONSTRUCTION SCHEDULE BEFORE THE SCHEDULED SUBMITTAL OF INITIAL APPLICATION FOR PAYMENT. THE CONSTRUCTION SCHEDULE SHALL INCLUDE THE FOLLOWING:
   A) THE DATE OF SUBSTANTIAL COMPLETION NO LATER THAN THE NUMBER OF DAYS INDICATED ON CONTRACTOR'S BID FORMS FROM THE DATE OF COMMENCEMENT STIPULATED IN THE NOTICE TO PROCEEDING. SCHEDULE SHALL SHOW THE CRITICAL PATH IN A HIGHLIGHTED MANNER.
   B) THE SCHEDULE OF WORK TO BE PERFORMED BY VARIOUS TRADES.
   C) OFCI ITEMS AND WORK BY "OTHERS" INCLUDE DELIVERY DATES FOR THESE ITEMS FOR HANDOVER TO THE CONTRACTOR.
   D) THE DELIVERY DATE FOR ALL OFF-GROUND ITEMS. IF THE ITEMS WOULD NOT ARRIVE ON GUAM AS SCHEDULED, THE CONTRACTOR SHALL BE RESPONSIBLE FOR ALL ADDITIONAL COSTS TO DELIVER THE ITEMS ON GUAM AND FOR KEEPING THE PROJECT ON SCHEDULE WITHOUT ANY EXTENSION.
   E) ANY REQUEST FOR TIME EXTENSION SHALL BE FILED WITHIN 21 CALENDAR DAYS OF THE COMMENCEMENT OF THE SPECIFIC TASK. OTHERWISE, THE CONTRACTOR SHALL WAIVE HIS RIGHT FOR A TIME EXTENSION FOR THAT SPECIFIC TASK. ANY REQUEST FOR TIME EXTENSION SHALL ONLY BE CONSIDERED IF THE CONTRACTOR SHOWS THAT THE TASK ANALYZED IS ON THE CRITICAL PATH SCHEDULE OF THE PROJECT, AND THAT THE TIME EXTENSION IS NOT THE BASIS FOR ANY CHANGES TO THE CONTRACT SUM.

16. SUBMIT THE SCHEDULE OF VALUES (PER UNIT CONSTRUCTION COST) AND A COPY OF THE CERTIFICATE OF RELEVANT INSURANCE POLICIES TO THE ARCHITECT BEFORE THE FIRST SCHEDULED FOR SUBMITTAL OF THE INITIAL APPLICATION FOR PAYMENT. PAYMENT APPLICATION FORM AIA DOCUMENT G702 AND CONTINUATION SHEETS G703 SHALL BE USED WITH EACH APPLICATION AS DIRECTED BY THE ARCHITECT. THE CONTRACTOR SHALL SUBMIT WAIVERS OF LIEN FROM EVERY ENTITY WHO MAY FILE A LIEN RELATED TO THE WORK COVERED BY THE PAYMENT AND CONTRACT AS PART OF THE APPLICATION FOR PAYMENT.

17. SUBSTITUTION: SUBMIT ALL REQUEST FOR SUBSTITUTION TO THE ARCHITECT FOR APPROVAL WITHIN 30 DAYS AFTER THE CONTRACT WAS AWARDED. EXCEPT THAT PROVIDED SUBSTITUTION IS EQUAL-TO-OR-BETTER IN EVERY ASPECT TO THAT REQUIRED BY THE CONTRACT DOCUMENTS, AND THAT IT WILL PERFORM SUCCESSFULLY IN THE APPLICATION INDICATED. THE CONTRACTOR SHALL ALSO WAIVE HIS RIGHTS TO CLAIMS FOR ADDITIONAL PAYMENT OR TIME WITH THE PROPOSED SUBSTITUTION IS NOT ACCEPTED.

18. ALLOW THREE WEEKS FOR INITIAL REVIEW OF SUBMITTALS AND TWO WEEKS FOR REPROCESSING EACH SUBMITTAL. IF EACH SUBMITTAL IS DELAYED FOR COORDINATION WITH OTHER SUBMITTALS THE ARCHITECT RESERVE THE RIGHT TO WITHHOLD ACTION ON A SUBMITTAL REQUIRING COORDINATION WITH RELATED SUBMITTALS ARE RECEIVED

   ALLOW TWO WEEKS FOR INITIAL REVIEW OF THE CONTRACTOR'S REQUEST FOR CLARIFICATION. THE ARCHITECT RESERVES THE RIGHT TO WITHHOLD ACTION ON A CLARIFICATION REQUEST REQUIRING COORDINATION UNTIL RELATED COORDINATION ITEMS ARE RECEIVED.

19. ALL CLAIMS FOR CHANGE ORDERS SHALL BE FILED WITHIN 14 CALENDAR DAYS AFTER THE INITIAL OCCURRENCE OF THE EVENT GIVING RISE TO SUCH A CLAIM. ALL ADDITIONAL CLAIMS ARISING FROM THE SAME EVENT OR CONDITION OF THE INITIAL CLAIM HAS BEEN FILED SHALL NOT BE CONSIDERED UNLESS FILED TOGETHER WITH THE INITIAL CLAIM. WORK CARRIED OUT WITHOUT ANY FORMAL AND WRITTEN EXECUTION OF CHANGE ORDER WILL INDICATE THE CONTRACTOR'S ACKNOWLEDGMENT THAT THERE WILL BE NO CHANGE IN THE CONTRACT SUM AND/OR CONTRACT TIME.

20. BEFORE REQUESTING INSPECTION FOR CERTIFICATES FOR SUBSTANTIAL COMPLETION, THE CONTRACTOR SHALL COMPLETE THE FOLLOWING:
   A) AN INSPECTION FOR PAYMENT THAT CONFORMS WITH THE DATE SUBSTANTIAL COMPLETION IS CLAIMED, SHOW NO PERCENT COMPLETION FOR THE PORTION OF THE WORK CLAIMED SUBSTANTIALLY COMPLETE.
   B) SUBMIT SPECIFIC WARRANTIES, MAINTENANCE, FINAL CERTIFICATES, AS-BUILT DRAWINGS AND SIMILAR DOCUMENTS.
   C) SUBMIT MAINTENANCE MANUALS, FINAL PROJECT PHOTOGRAPHS, DAMAGE OR SETTLEMENT SURVEY, AND SIMILAR RECORD INFORMATION.
   D) CHANGE-OVER PERMANENT LOCKS AND SUBMIT KEYS TO THE OWNER.
   E) COMPLETE START-UP TESTING OF ALL SYSTEMS, COMPLETE AIR-BALANCING OF AIR CONDITIONING SYSTEM AND PROVIDE OPERATING AND MAINTENANCE INSTRUCTIONS TO OWNER'S PERSONNEL.
   F) REMOVE TEMPORARY FACILITIES FROM THE SITE, ALONG WITH CONSTRUCTION TOOLS, MOCKUPS, AND SIMILAR ELEMENTS.
   G) COMPLETE FINAL CLEAN UP TO ACHIEVE A "BROOM AND MOP CLEAN" BUILDING. TOUCH-UP AND REPAIR AND RESTORE MARRED EXPOSED FINISHES.
   H) PREPARE ARCH., MECH., AND ELEC. RECORD DRAWINGS SHOWING "AS-BUILT" CONDITIONS AND SURRENDER THE REPRODUCIBLE ORIGINALS TO THE ARCHITECT.
   I) SURRENDER ALL EXCESS MATERIALS THAT ARE NOT USED DURING THE CONSTRUCTION AND/OR INSTALLATION TO THE OWNER.
   J) OBTAIN ALL PERMITS INCLUDING OCCUPANCY PERMIT.
   K) PREPARE CONTRACTOR'S PUNCH LIST OF INCOMPLETE WORK EXCEPTIONS TO ARCHITECT'S CERTIFICATE OF SUBSTANTIAL COMPLETION.
   L) OBTAIN AND PROVIDE FOR THE RESPONSIBLE CERTIFICATE OF COMPLETION FROM GOVERNING AUTHORITIES, AND TO COOPERATE WITH THE OWNER TO CLEAR ALL PERTINENT LIENS.

21. TEMPORARY FACILITIES: PROVIDE TEMPORARY CONSTRUCTION WALLS AND DOORS TO CONCEAL CONSTRUCTION ACTIVITIES FROM THE PUBLIC AS DIRECTED BY THE OWNER FOR EACH PHASE OF THE WORK. TEMPORARY FACILITIES SUCH AS PAINTED PLYWOOD WALLS, ETC. SHALL BE COORDINATED WITH THE OWNER AND OWNER'S LANDLORD (HEREIN REFERRED TO AS LANDLORD) TO MINIMIZE INTERRUPTION.

   TEMPORARY UTILITIES (ELEC AND WATER) DURING CONSTRUCTION SHALL BE PAID BY THE CONTRACTOR. THE LANDLORD'S PUBLIC TOILETS ARE NOT TO BE USED BY THE CONTRACTOR'S WORKERS AS SUCH, THE CONTRACTOR SHALL PROVIDE TEMPORARY TOILETS. FURTHER, PARKING LOTS FOR CONTRACTOR'S WORKERS WILL BE LIMITED TO PARKING LOTS APPROVED BY THE LANDLORD. IF NOT SUFFICIENT, OFF-SITE PARKING HAS TO BE ARRANGED BY THE CONTRACTOR.

   THE CONTRACTOR SHALL ATTEND WEEKLY LANDLORD'S COORDINATION MEETING TO COORDINATE REQUIREMENTS, CODRD SCHEDULE OF DAILY WORK W/ LANDLORD TO MINIMIZE SOUND INTERRUPTION TO LANDLORD'S ONGOING BUSINESS. WHEN BREEZEWAY SCHEDULE ALL DISRUPTIVE WORK TO OCCUR DURING OFF-BUSINESS HOURS, OR AS APPROVED BY THE OWNER AND LANDLORD.

22. THE REVIEW OF SUBMITTALS IS FOR CONFORMANCE WITH DESIGN INTENT AND AESTHETIC APPEARANCE ONLY. THE CONTRACTOR SHALL BE RESPONSIBLE FOR THE VERIFICATION AND COORDINATION OF ALL DIMENSIONS FOR THE PROJECT, FOR INFORMATION THAT PERTAINS TO THE FABRICATION PROCESS AND/OR TO THE TECHNIQUES OF CONSTRUCTION, FOR COORDINATION OF THE WORK WITH ALL TRADES, AND FOR COMPLIANCE WITH OTHER REQUIREMENTS OF THE CONTRACT. THE REVIEW DOES NOT RELIEVE THE CONTRACTOR IN ANY WAY FROM THESE RESPONSIBILITIES.

   THE REVIEW OF SUBMITTALS DOES NOT RELIEVE THE CONTRACTOR OF ANY RESPONSIBILITIES FOR ANY DEVIATION FROM THE CONTRACT UNLESS THE CONTRACTOR HAS NOTIFIED THE ARCHITECT IN WRITING OF SUCH DEVIATION AT THE TIME OF THE SUBMITTAL SUBMISSION AND HAVE RECEIVED A WRITTEN APPROVAL FOR THE SPECIFIC DEVIATION.

   THE REVIEW OF SUBMITTALS DOES NOT RELIEVE THE CONTRACTOR OF ANY RESPONSIBILITIES FOR ANY ERRORS AND OMISSIONS IN THE SUBMITTALS TO ENSURE A COMPLETE DELIVERY OF MATERIALS AND THE COMPLETE INSTALLATION OF THE WORK.

23. AS-BUILT DRAWINGS: KEEP A CLEAN COPY OF THE CONTRACT DOCUMENTS AT THE JOB SITE AND MARK ALLOCATIONS OF HIDDEN UTILITIES, MARK ALL ITEMS AND DIMENSIONS WHICH DIFFER FROM THE CONTRACT DOCUMENTS FOR A PERMANENT RECORD. DELIVER THIS MARKED UP SET TO THE ARCHITECT AT THE END OF CONSTRUCTION. THE ARCHITECT SHALL THEN VERIFY THAT ALL REQUIRED INFORMATION IS SHOWN. MAKE ANY CHANGES OR ADDITIONS AS DIRECTED. THE FINAL APPROVED SET SHALL THEN BE TURNED OVER TO THE OWNER BY THE ARCHITECT FOR THE OWNER'S RECORDS.

24. WARRANTIES: BIND ALL WARRANTIES INTO ONE 3-RING BINDER WITH POCKETS IN FRONT AND BACK COVER FOR LOOSE CARDS WHICH MUST BE FILLED OUT AND RETURNED TO MANUFACTURER BY THE OWNER AT HIS OPTION. THE CONTRACTOR MAY PLACE THESE CARDS WITH 3-MILE CLEAR PLASTIC FOLDERS INSERTED INTO BINDER. THIS BINDER SHALL INCLUDE CLEANING INSTRUCTIONS FOR ALL INSTALLED ITEMS AND SHALL ALSO HAVE A REPAIR SHEET IN THE FRONT WHICH LISTS THE ADDRESS AND PHONE NUMBERS OF ALL SUBCONTRACTORS AND SUPPLIERS WHO MAY NEED TO BE CONTACTED FOR WARRANTY SERVICE.

   THE CONTRACTOR AND THEIR SUBCONTRACTORS SHALL STATE IN WRITTEN AND SEPARATE WARRANTIES THAT THE ENTIRE PROJECT IS GUARANTEED BY THE CONTRACTOR AND THE SUBCONTRACTOR TO BE FREE OF DEFECTS FOR THE LONGER PERIOD OF EITHER 365 CALENDAR DAYS FROM THE DATE OF SUBSTANTIAL COMPLETION OR THE PERIOD AS INDICATED IN THE SUPPLIER'S STANDARD WARRANTY FOR THE SPECIFIC PRODUCT. ANY REPAIR OR REPLACEMENT WORK SHALL AUTOMATICALLY REINSTATE THE WARRANTY PERIOD COVERING THE WORK FOR AN ADDITIONAL PERIOD OF NOT LESS THAN THE INITIAL WARRANTY PERIOD.

   THE WARRANTY SHALL FURTHER STATE THAT ALL LABOR AND WORKMANSHIP SHALL BE GUARANTEED FOR A PERIOD OF 1 YEAR AFTER SUBSTANTIAL COMPLETION. ANY REPAIR MADE UNDER THE WORKMANSHIP WARRANTY SHALL AUTOMATICALLY REINSTATE THE PERIOD COVERING THAT WORK FOR AN ADDITIONAL 1 YEAR.

   THE WARRANTY DOES NOT RELIEVE THE CONTRACTOR OF HIS OBLIGATION TO COMPLETE THE WORK IN FULL COMPLIANCE WITH THE CONTRACT IN THE EVENT OF UNCOVERING WORK NOT IN COMPLIANCE WITH THE CONTRACT.

B. QUALITY ASSURANCE

1. THE CONTRACTOR, AND/OR THE SUBCONTRACTOR SHALL HAVE NOT LESS THAN THREE YEARS OF SUCCESSFUL EXPERIENCE IN THE INSTALLATION OF THE WORK SIMILAR TO THE WORK SPECIFIED. THE CONTRACTOR AND/OR THE SUBCONTRACTOR SHALL BE ACCEPTABLE TO THE PRIMARY MANUFACTURER OF THE WORK WHERE REQUIRED BY THE MANUFACTURER AND/OR ARCHITECT. THE CONTRACTOR AND/OR THE SUBCONTRACTOR SHALL BECOME CERTIFIED BY AUTHORITIES HAVING JURISDICTION.

2. INSPECTIONS: ARRANGE WITH THE MANUFACTURER TO INSPECT THE WORK FOR COMPLIANCE WITH MANUFACTURER'S RECOMMENDATIONS AS REQUIRED BY THE MANUFACTURER. IN ADDITION, COMPLY W/ APPLICABLE GOVERNING AUTHORITIES (GOVY GUAM, ETC.) TO INSPECT THE WORK AT EACH STAGE OF THE WORK. THE CONTRACTOR SHALL MAINTAIN RECORDS OF INSPECTION REPORTS INCLUDING CPM CONCRETE INSPECTION AND CONC POUR DATA SHEETS WHICH WOULD BE REQUIRED AS PART OF THE OCCUPANCY PERMIT REVIEW.

3. SUBMIT A LIST OF SUBCONTRACTORS, SURETY COMPANY AND SPECIALTY SUPPLIER FOR THE SPECIFIED WORK SHOWN. THE CONTRACTOR SHALL ALSO SUBMIT LETTER OF INTENT FROM EACH OF THEIR SUBCONTRACTOR THAT THEY WILL BE DIRECTLY INVOLVED IN THE INSTALLATION OF THE WORK.

4. PERMITS AND FEES: THE CONTRACTOR SHALL PREPARE DOCUMENTATION, APPLICATION/ PROCESSING FEE AND INSPECTION FEES TO OBTAIN BUILDING PERMIT, OCCUPANCY PERMIT AND OTHER APPLICABLE PERMITS INCLUDING BUT NOT LIMITED TO THE FOLLOWING: CLEARING AND GRADING PERMIT, DEMOLITION PERMIT, ENVIRONMENTAL PROTECTION PLAN, EROSION/SEDIMENT CONTROL PLAN, DUST OR POLLUTANT CONTROL PLAN, WASTE DISPOSAL PLAN INCLUDING BURNING FEES, TERMINO FEES FOR COMPLIANCE W/ CLEAN WATER ACT AND/OR CLEAN AIR ACT (BACTERIA, LEAD, AIR POLLUTANTS, ETC) GENERATOR EMISSIONS CONTROL FEE, GPA TRANSFORMER-RELATED FEES, UTILITY METER HOOK-UP FEES, HIGHWAY ENCROACHMENT PLAN AND PERMITS, TRAFFIC CONTROL PLAN, 100 YEAR FLOODPLAIN CERTIFICATION (IF REQUIRED), UTILITY EASEMENT SURVEY, DOCUMENTATION AND PROCESSING FEE, SIGN PERMIT, FIRE ALARM/ FIRE SPRINKLER CERTIFICATION, ELEVATOR/DUMBLIFT INSTALLATION PERMIT/ INSPECTION FEE, AND OTHER APPLICABLE REQUIREMENTS BY AUTHORITIES HAVING JURISDICTION.

   SYSTEM DEVELOPMENT CHARGES (SDC) FOR NEW WATER/ WASTE CONNECTION, ARCHEOLOGICAL MONITORING PLAN (IF REQ'D), ARCHEOLOGICAL RECOVERY PLAN (IF REQ'D) AND ORDINANCE REMOVAL PLAN (IF ANY) ARE NOT PART OF THIS SCOPE OF WORK.

   WHERE WORK INVOLVES BUILDING DISTURBANCE OF MORE THAN ONE ACRE, THE CONTRACTOR SHALL OBTAIN USEPA CONSTRUCTION GENERAL PERMIT (COP) W/ NOTICE OF INTENT (NOI) AND STORMWATER POLLUTION PREVENTION PLAN (SWPPP).

   TEMPORARY WORKS PLAN: CONTRACTOR SHALL PROVIDE A TEMPORARY WORKS PLAN TO MITIGATE BUSINESS INTERRUPTION. THIS PLAN SHALL SHOW LOCATIONS OF BARRIERS, ACCESS POINTS, STAGING AREAS, SOLID WASTE DISPOSAL AREAS, TEMPORARY FACILITIES SUCH AS TOILETS, FIELD OFFICE, EROSION CONTROL MEASURES, DUST CONTROL MEASURES, NOISE CONTROL MEASURES, PHASING OF TEMPORARY WORKS, ETC.

6. WORKMANSHIP: WORKMANSHIP SHALL BE FIRST CLASS AND SHALL MATCH THE BEST QUALITY OF PREVIOUSLY BUILT WORK BY THE CONTRACTOR IN ALL ASPECTS. THE WORK SHALL BE PLUMB, TRUE, EVEN, UNIFORM AND FREE OF DEFECTS. UNLESS NOTED OTHERWISE, ALL JOINTS SHALL BE UNNOTICED TO THE MAXIMUM EXTENT POSSIBLE. TOLERANCES OF JOINTS FOR ALL ROUGH WORK SHALL BE NO GREATER THAN 1/16" IN 10'-0". TOLERANCES OF ALL FINISH JOINTS, CORNERS AND INTERSECTIONS SHALL BE ACHIEVED SUCH AS NOT TO PERMIT THE PASSAGE OF LIQUID IN ENSURING A WEATHERPROOF BUILDING ENCLOSURE. THE BUILDING EXTERIOR ENCLOSURE SYSTEM SHALL BE WEATHERPROOF TO AS NOT TO PERMIT THE PASSAGE OF RAIN, WATER AND WIND UNDER ORDINARY CIRCUMSTANCES EXCEPT DURING TYPHOONS, HURRICANES, TSUNAMIS, FIRES AND OTHER NATURAL CALAMITIES.

7. COMPLY WITH THE REQUIREMENTS OF THE UNIFORM BUILDING CODE, AMERICAN SOCIETY FOR TESTING MATERIALS, MANUFACTURER'S LABORATORIES INC., ETC. FOR THE SPECIFIC CRITERIA FOR ALL FIRE-RATED ASSEMBLIES AND OTHER PERFORMANCES INDICATED IN THE DRAWINGS AND ELSEWHERE IN THE CONTRACT DOCUMENTS.

8. TESTING: SUBJECT TO COMPLIANCE WITH OTHER REQUIREMENTS, PERFORM TESTING TO INCLUDE BUT NOT LIMITED TO THE FOLLOWING:
   a. STATIC PRESSURE/ LEAK DETECTION TEST - COLD/HOT WATER
   b. NO FOOT GRAVITY LEAK DETECTION TEST - SEWER
   c. FLOW TEST/ DYNAMIC PRESSURE TEST - SPRINKLER
   d. AIR BALANCING REPORT - AC DUCT SYSTEM
   e. CIRCUIT TESTING - ELECTRICAL SYSTEMS
   f. BACTERIOLOGICAL AND LEAD ANALYTICAL TEST- ALL PORTABLE PIPING SYSTEM
   g. AS REQUIRED BY GOVERNING AUTHORITIES
   h. AS NOTED IN THE SPECS

   BASED ON THE TEST REPORTS, IF THE WORK DID NOT MEET THE MOST STRINGENT REQUIREMENTS OF THE DOCUMENTS, THE CONTRACTOR SHALL PERFORM REMEDIAL WORK UNTIL THE DESIRED RESULTS ARE OBTAINED.

9. WHERE SPECIALTY WORK IS INVOLVED, A ONE SOURCE SUPPLIER AND/OR MANUFACTURER IS REQUIRED TO ENSURE THE PROPER COORDINATION AND FITTING OF THE PARTS.

10. WHERE DISCREPANCIES OCCUR WITHIN THE DRAWINGS, SPECIFICATIONS AND/OR CONTRACT DOCUMENTS, THE MOST STRINGENT AND COSTLY REQUIREMENT SHALL GOVERN FOR PURPOSES OF BUDGET. THE ARCHITECT SHALL BE NOTIFIED IMMEDIATELY TO REVIEW THE DISCREPANCIES.

    WHERE DISCREPANCIES OCCUR BETWEEN THE DRAWINGS, SPECIFICATIONS AND/OR CONTRACT DOCUMENTS, THE MOST STRINGENT AND COSTLY REQUIREMENT SHALL GOVERN FOR PURPOSES OF BUDGET. THE ARCHITECT SHALL BE NOTIFIED IMMEDIATELY TO REVIEW THE DISCREPANCIES.

C. MATERIALS

1. UNLESS NOTED OTHERWISE, ALL MATERIALS TO BE PERMANENTLY INCORPORATED INTO THE PROJECT AND TURNOVER TO THE OWNER SHALL BE NEW AND FREE OF ANY DEFECTS.

2. SOLELY FOR THE CONTRACTOR'S CONVENIENCE, A LIST OF OWNER'S SUPPLIERS ARE INCLUDED BELOW. THESE SUPPLIERS ARE NOT NOMINATED BY THE OWNER AND APPLICABLE SUPPLIERS SHALL BE CONTACTED BY THE CC AS IF THE CC CONTACTED THEM IN THE FIRST PLACE. THE CC SHALL BE RESPONSIBLE FOR THE SUPPLIER'S SCOPE OF WORK AND PROVIDE COORDINATION AND OVERALL MANAGEMENT TO ENSURE TIMELY DELIVERIES.

LIST OF POTENTIAL SUPPLIERS

ITEM	DESCRIPTION	NAME OF COMPANY	CONTACT PERSON AND NUMBER	EMAIL
	NOT APPLICABLE			

3. ALL AND/OR ANY MATERIALS SHALL CONTAIN NO MORE THAN THE MINIMUM LEVELS OF LEAD, ASBESTOS, MERCURY AND OTHER HAZARDOUS MATERIALS PERMISSIBLE BY THE AUTHORITIES HAVING JURISDICTION. DISPOSE ALL AND/OR ANY MATERIALS CONTAINING MORE THAN PERMISSIBLE LEVELS IN COMPLIANCE WITH AUTHORITIES HAVING JURISDICTION.

4. ALL WOOD/PLYWOOD MATERIALS TO BE INCORPORATED INTO THE PROJECT SHALL BE PRESSURE-TREATED W/ NON-ARSENIC RETARDANT PRESERVATIVES UNLESS LOCATED IN A WEATHER PROTECTED ENVIRONMENT. A "FINISHED" APPEARANCE, IN THESE WORKS, ON EXPOSED LOCATIONS, PROVIDE A CLEAR FINISH TREATMENT (WITH SHOP AND FIELD APPLIED) SIMILAR TO "FIBERON" OR ACCEPTABLE. ALL WOOD/PLYWOOD SHALL BE TREATED WITH INSECTICIDE TO PREVENT INSECT DAMAGE AND FUNGUS GROWTH.

5. ALL MATERIALS TO BE INCORPORATED INTO THE PROJECT, INCLUDING WOOD, PLYWOOD, SEAL, WALL COVERINGS, OTHER FINISH MATERIALS, ETC. SHALL COMPLY WITH THE FIRE-RETARDANT SPREAD REQUIREMENTS OF THE CONSTRUCTION TYPE PER THE UBC. ALL FIRE-RATED MATERIALS SHALL BE MARKED WITH UL OR IBW LABELS.

D. DELIVERY AND STORAGE

1. MATERIALS SHALL BE DELIVERED TO THE SITE IN GOOD CONDITION AND IN ORIGINAL SEALED CONTAINERS THAT PLAINLY SHOW THE DESIGNATE NAME, WOOD NUMBERS, DATE OF MANUFACTURE, MANUFACTURER'S DIRECTION, AND NAME OF MANUFACTURER. THEY SHALL BE STORED OFF THE GROUND TO PROVIDE PROPER VENTILATION, DRAINAGE AND PROTECTION. THEY SHALL BE STORED UNDER COVER IN DRY, WATERTIGHT ENCLOSURES AND SHALL BE PROTECTED AGAINST RAIN, EXTREME CHANGES OF TEMPERATURE AND HUMIDITY, DAMAGE, DAMPNESS AND VANDALISM. THEY SHALL NOT BE STORED IN A BUILDING UNDER CONSTRUCTION UNTIL

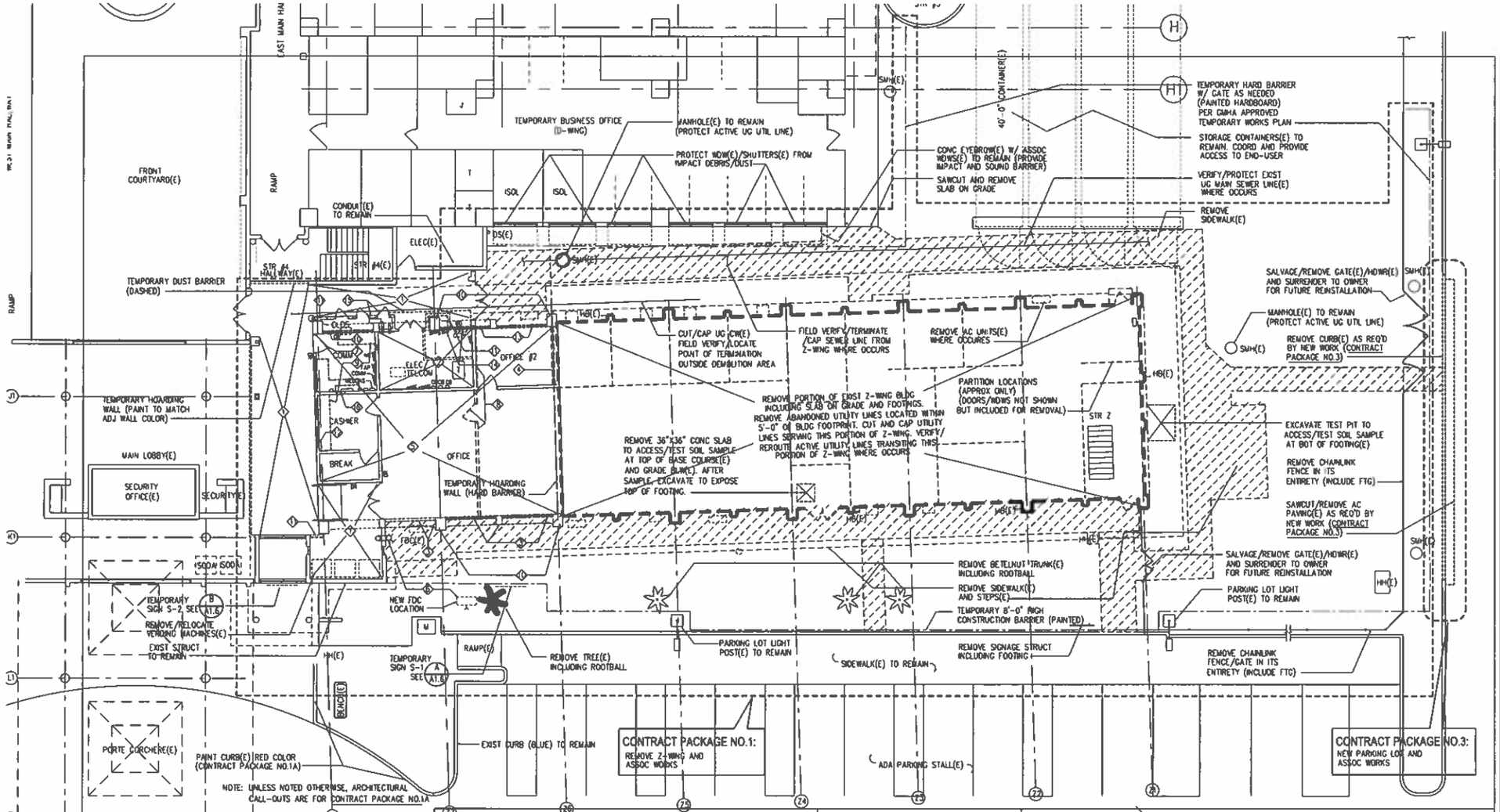

1ST FLR DEMOLITION PLAN

(1 / A1.1) SCALE: 1/8"=1'-0"

GENERAL NOTES:

1. VERIFY/ DISCONNECT/ REMOVE AND CAP ALL UTILITY LINES SERVING AND TERMINATING AT Z-WING PRIOR TO BLDG DEMOLITION WORK. EXCEPTION: ACTIVE UTILITIES SERVING PORTION OF Z-WING TO REMAIN.
2. VERIFY/ RELOCATE /REROUTE ACTIVE UTILITY LINES IN "TRANSIT" AT Z-WING AND SERVING OTHER PARTS OF GMHA FACILITY PRIOR TO BLDG DEMO WORK. THE "TRANSIT" UTILITY LINES SHOULD BE KEPT OPERATIONAL AT ALL TIMES BY PROVIDING "TEMPORARY BYPASS" LINES. THE "TRANSIT" LINES SHALL BE REINSTALLED IN THEIR FINAL LOCATION IN THE CLG PLENUM OF NEW WORK.
3. PROVIDE CONTINGENCY PROVISION FOR CONTAMINATED SOIL REMOVAL WORK AT EXIST BASE COURSE/GRADE BELOW FLOOR SLAB(E) AND BLDG FOOTING(E). SUBJECT TO TEST RESULTS OF SOIL SAMPLES TAKEN AT THESE LOCATIONS, THE OWNER RESERVE THE RIGHT TO PROCEED, HALT AND/OR MODIFY THIS CONTINGENCY PROVISION.
4. DEMO. WORKERS SHALL BE REQUIRED TO UNDERGO 4 HOURS (MIN.) TRAINING IN A SEMINAR CALLED "OCCUPATIONAL EXPOSURE TO LEAD IN CONSTRUCTION AND GENERAL INDUSTRY" CONDUCTED BY AN INDUSTRIAL HEALTH HYGIENIST. GC SHALL ALSO ENGAGE INDUSTRIAL HEALTH HYGIENIST TO PROVIDE AIR MONITORING SERVICES DURING DEMO WORK.
5. DO NOT REMOVE TEMPORARY SHORING AT 1ST FLR UNTIL COMPLETION OF STRUCT REPAIR WORK AT COL(E)/ CONC ROOF TOPPING WHICH ARE PART OF CONTRACT PACKAGE NO.2 SEE CONTRACT PACKAGE NO.2 DRAWINGS

DWG NOTES FOR DEMO PLAN

SYMBOL	DESCRIPTION
1	PROVIDE TEMPORARY SHORING/BRACING PLAN FOR THIS AREA PER STRUCT ENG'R REVIEW. REMOVE WALL BASE(E) AND PROTECT VINYL FLR TILE FIN(E)/WALL BASE(E) W/ TEMPORARY PLASTIC SHEETS AND PLYWD. DO NOT NAIL OR FASTEN INTO THE EXISTING VINYL FLOOR TILES (CONTRACT PACKAGE NO.1B)
2	DO NOT INTERUPT OR IMPAIR ONGOING OPERATIONS OF ELEC/TELCOM ROOM AT ANY TIME, INCLUDING DISRUPTION TO AC AND ELEC LINES SERVING THIS ROOM. PROVIDE DUST CONTROL PLAN TO INCLUDE BARRIERS AT ALL OPENINGS INTO THIS ROOM. (CONTRACT PACKAGE NO.1A) PROTECT EXISTING VINYL FLOOR TILE FINISH W/ TEMPORARY PLASTIC SHEETS AND PLYWD.
3	REMOVE CONC POST, TRANSOM BEAM AND ASSOC. INFILL PARTITIONS AND TRANSOM WDWS. PROVIDE TEMPORARY HOARDING WALL AFTER DEMO WORK. SEE GEN. NOTE NO.4 (CONTRACT PACKAGE NO.1B)
4	REMOVE WALL. SEE GEN. NOTE NO.4 (CONTRACT PACKAGE NO.1B)
5	PROVIDE TEMPORARY SHORING/BRACING PLAN FOR THIS AREA PER STRUCT ENG'R REVIEW. REMOVE VINYL FLR TILE(E)/WALL BASE(E) WHERE OCCURS.(CONTRACT PACKAGE NO.1B)
6	REMOVE/ EXTEND /RELOCATE FDC TO NEW LOCATION AS NOTED IN DWG NO. 1, 2/A1.1 AND DWG NO. 1/A2.1 (CONTRACT PACKAGE NO.1A). MINIMIZE SERVICE INTERRUPTION TO FDC. WHERE INTERRUPTION OCCURS, COMPLY W/ GFD REQUIREMENTS FOR MITIGATION MEASURES.
7	TEMPORARILY DISASSEMBLE/SALVAGE DOOR/FRAME COMPONENTS AS REQ'D BY NEW WORK AT COL(E) AND REINSTALL THE COMPONENTS TO FIT FIELD CONDITIONS (CONTRACT PACKAGE NO.2
8	REMOVE EXIST PARTITION AND DOOR. SEE GENERAL NOTE 4. (CONTRACT PACKAGE NO.2)

SYMBOL	DESCRIPTION
9	REMOVE BASE/UPPER CABINETS AND COUNTERTOPS. VERIFY W/ GMH FACILITIES/ REMOVE/ CAP ABANDONED ELEC DEVICES IN THIS ROOM. DO NOT REMOVE BACKUP DEVICES THAT APPEAR TO BE UNUSED. (CONTRACT PACKAGE NO.2)
10	PREVIOUSLY REPAIRED SPALL OR CRACK TO REMAIN
11	REMOVE/REINSTALL GWB PARTITION(E) AS REQ'D TO REPAIR COL(E). SEE STRUCT DWGS (CONTRACT PACKAGE NO.2)
12	REMOVE GWB PARTITION BLW WDW(E).SHUTTER /WDW TO REMAIN (CONTRACT PACKAGE NO.2)
13	REMOVE INFILL PARTITION(E) AND WDW(E) ABV TRANSOM BEAM. PROVIDE TEMPORARY PLASTIC BARRIER (CONTRACT PACKAGE NO.2)
14	REMOVE ELEC PANELBOARDS. SALVAGE/ REMOVE/REINSTALL CCTV DEVICES. SEE ELEC DWGS (CONTRACT PACKAGE NO.2)
15	REMOVE EXIST DOORS AND PARTITION (CONTRACT PACKAGE NO.2)
16	SALVAGE/ REFURBISH TRANSFER GRILLE(E) TO REMAIN (CONTRACT PACKAGE NO.2)

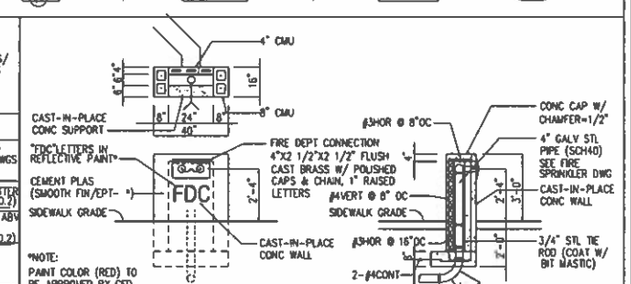

(2 / A1.1) DET @ REMOTE FIRE DEPT CONNECTION (FDC) PEDESTAL

SCALE: 3/8"=1'-0"

GUAM MEMORIAL HOSPITAL AUTHORITY

850, GOV CARLOS CAMACHO ROAD, TAMUNING, GUAM 96931

PROJECT TITLE:

GMHA REMOVE Z-WING & ASSOC WORKS

GOV CARLOS CAMACHO ROAD, TAMUNING, GUAM 96931

Provido•Tan•Jones Architects Inc.

PO BOX 6463, TAMUNING, GU 96931
TEL: 1 (671) 646 1361

A-E PROJ NO: GMH.00
ARCHITECTS-ENGINEERS

THIS WORK WAS DONE BY ME OR UNDER BY DIRECT SUPERVISION
EXPIRATION DATE: APR. 2022

DRAWING NAME:

1ST FLOOR DEMO PLAN

DRAWN:	DT	DATE:	OCT 2021
CHECKED:	LP	SCALE:	1/8

REVISIONS:

DESCRIPTION	DATE

DRAWING SHEET NO:

A1.1

SHEET ___ OF ___

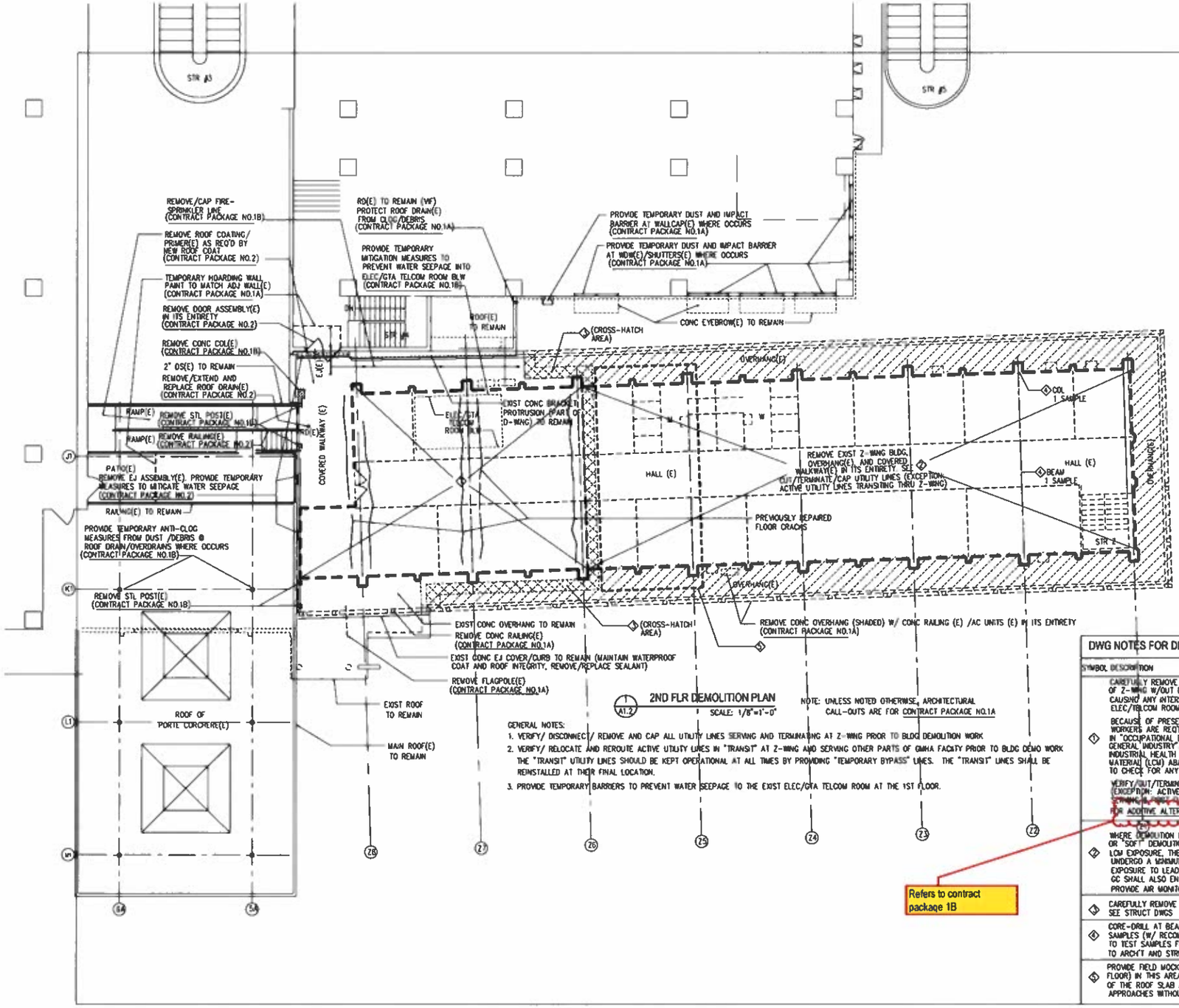

2ND FLR DEMOLITION PLAN (A1.2)
SCALE: 1/8"=1'-0"

NOTE: UNLESS NOTED OTHERWISE, ARCHITECTURAL CALL-OUTS ARE FOR CONTRACT PACKAGE NO.1A

GENERAL NOTES:
1. VERIFY/ DISCONNECT/ REMOVE AND CAP ALL UTILITY LINES SERVING AND TERMINATING AT Z-WING PRIOR TO BLDG DEMOLITION WORK
2. VERIFY/ RELOCATE AND REROUTE ACTIVE UTILITY LINES IN "TRANSIT" AT Z-WING AND SERVING OTHER PARTS OF GMHA FACILITY PRIOR TO BLDG DEMO WORK THE "TRANSIT" UTILITY LINES SHOULD BE KEPT OPERATIONAL AT ALL TIMES BY PROVIDING "TEMPORARY BYPASS" LINES. THE "TRANSIT" LINES SHALL BE REINSTALLED AT THEIR FINAL LOCATION.
3. PROVIDE TEMPORARY BARRIERS TO PREVENT WATER SEEPAGE TO THE EXIST ELEC/GTA TELCOM ROOM AT THE 1ST FLOOR.

DWG NOTES FOR DEMO PLAN

SYMBOL	DESCRIPTION	NOTE
	CAREFULLY REMOVE COLS/WALLS/WDWS/ DOORS/ETC AT THIS PART OF Z-WING W/OUT DAMAGING THE FLOOR SLAB(E) TO REMAIN OR CAUSING ANY INTERRUPTION AND/OR WATER SEEPAGE TO THE EXIST ELEC/TELCOM ROOM BLW.	
1	BECAUSE OF PRESENCE OF LEAD CONTAINING PAINT, DEMOLITION WORKERS ARE REQ'D TO UNDERGO A MINIMUM OF 4 HOUR TRAINING IN "OCCUPATIONAL EXPOSURE TO LEAD IN CONSTRUCTION AND GENERAL INDUSTRY". IN ADDITION, THE GC IS REQ'D TO ENGAGE AN INDUSTRIAL HEALTH HYGIENIST TO PREPARE A LEAD CONTAINING MATERIAL (LCM) ABATEMENT PLAN AND AIR MONITORING SERVICES TO CHECK FOR ANY POTENTIAL EXPOSURE DURING DEMO WORK.	CONTRACT PACKAGE NO.1B
	VERIFY/CUT/TERMINATE/CAP ALL UTILITY LINES SERVING THIS AREA (EXCEPTION: ACTIVE UTILITY LINES TRANSITING THRU Z-WING OR SERVING ELEVATOR BASE OF EXISTING Z-WING TO REMAIN) FOR ADDITIVE ALTERNATE NO.1 SCOPE OF WORK, SEE DWG A1.4	
2	WHERE DEMOLITION MEANS AND METHODS INVOLVE SELECTIVE MANUAL OR "SOFT" DEMOLITION WORK THAT COULD INVOLVE POTENTIAL LCM EXPOSURE, THE GC SHALL REQUIRE DEMOLITION WORKERS TO UNDERGO A MINIMUM OF 4 HOUR TRAINING IN "OCCUPATIONAL EXPOSURE TO LEAD IN CONSTRUCTION AND GENERAL INDUSTRY". GC SHALL ALSO ENGAGE AN INDUSTRIAL HEALTH HYGIENIST TO PROVIDE AIR MONITORING SERVICES DURING THE DEMO WORK.	CONTRACT PACKAGE NO.1A
3	CAREFULLY REMOVE CONC SLAB (DO NOT CUT REBAR IN THIS AREA). SEE STRUCT DWGS	CONTRACT PACKAGE NO.1A
4	CORE-DRILL AT BEAM(E) & COLUMN(E) TO OBTAIN LABELED CYLINDER SAMPLES (W/ RECOMMENDED DIA). ENGAGE CONC TESTING AGENCY TO TEST SAMPLES FOR COMPRESSIVE STRENGTH. SUBMIT TEST DATA TO ARCH'T AND STRUCT ENG'R. SEE NOTE 4	CONTRACT PACKAGE NO.1A
5	PROVIDE FIELD MOCKUP (TO INCLUDE SHORING JACKS AT 1ST & 2ND FLOOR) IN THIS AREA TO DEMONSTRATE THE SELECTIVE REMOVAL OF THE ROOF SLAB ABV USING "SOFT" OR SELECTIVE DEMOLITION APPROACHES WITHOUT DAMAGING THE 2ND FLOOR SLAB. SEE NOTE 5	CONTRACT PACKAGE NO.1A

Refers to contract package 1B

GUAM MEMORIAL HOSPITAL AUTHORITY
850, GOV CARLOS CAMACHO ROAD, TAMUNING, GUAM 96931

PROJECT TITLE:

GMHA
REMOVE Z-WING & ASSOC WORKS

GOV CARLOS CAMACHO ROAD, TAMUNING, GUAM 96931

Provido•Tan•Jones Architects Inc.
PO BOX 6483, TAMUNING, GU 96931
TEL: 1 (671) 646 1361

A-E PROJ NO: GMH.08
ARCHITECTS-ENGINEERS
THIS WORK WAS DONE BY ME OR UNDER MY DIRECT SUPERVISION
EXPIRATION DATE: APRIL 2022

DRAWING NAME:
2ND FLOOR DEMO PLAN

DRAWN:	DT	DATE:	OCT 2021
CHECKED:	LP	SCALE:	NTS

REVISIONS:

DESCRIPTION	DATE

DRAWING SHEET NO:
A1.2

SHEET ___ OF ___

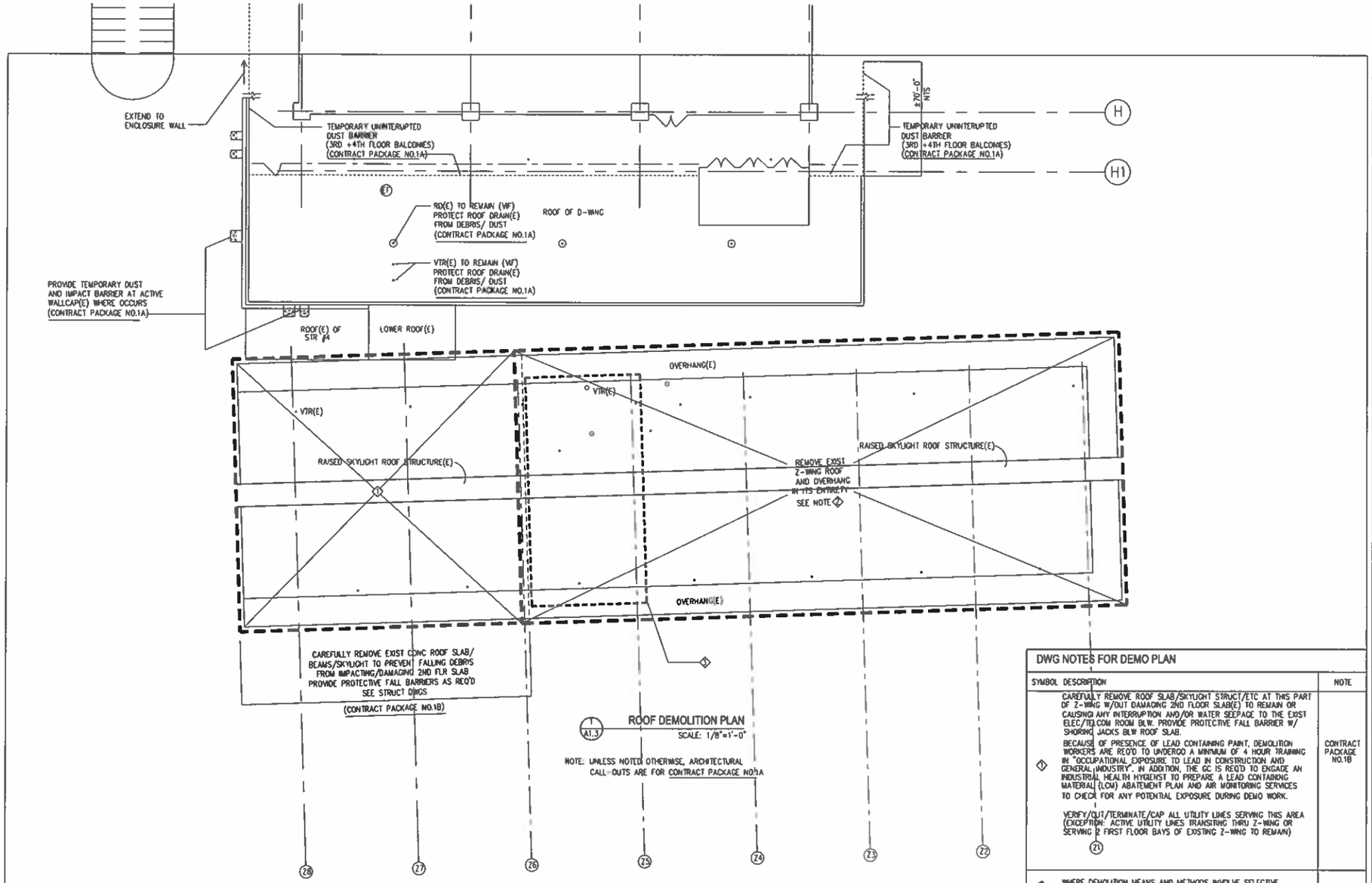

1 A1.3 ROOF DEMOLITION PLAN
SCALE: 1/8"=1'-0"

NOTE: UNLESS NOTED OTHERWISE, ARCHITECTURAL CALL-OUTS ARE FOR CONTRACT PACKAGE NO.1A

DWG NOTES FOR DEMO PLAN

SYMBOL	DESCRIPTION	NOTE
1	CAREFULLY REMOVE ROOF SLAB/SKYLIGHT STRUCT/ETC AT THIS PART OF Z-WING W/OUT DAMAGING 2ND FLOOR SLAB(E) TO REMAIN OR CAUSING ANY INTERRUPTION AND/OR WATER SEEPAGE TO THE EXIST ELEC/TELCOM ROOM BLW. PROVIDE PROTECTIVE FALL BARRIER W/ SHORING JACKS BLW ROOF SLAB. BECAUSE OF PRESENCE OF LEAD CONTAINING PAINT, DEMOLITION WORKERS ARE REQ'D TO UNDERGO A MINIMUM OF 4 HOUR TRAINING IN "OCCUPATIONAL EXPOSURE TO LEAD IN CONSTRUCTION AND GENERAL INDUSTRY". IN addition, THE GC IS REQ'D TO ENGAGE AN INDUSTRIAL HEALTH HYGIENST TO PREPARE A LEAD CONTAINING MATERIAL (LCM) ABATEMENT PLAN AND AIR MONITORING SERVICES TO CHECK FOR ANY POTENTIAL EXPOSURE DURING DEMO WORK. VERIFY/CUT/TERMINATE/CAP ALL UTILITY LINES SERVING THIS AREA (EXCEPTION: ACTIVE UTILITY LINES TRANSITING THRU Z-WING OR SERVING 2 FIRST FLOOR BAYS OF EXISTING Z-WING TO REMAIN) (Z1)	CONTRACT PACKAGE NO.1B
2	WHERE DEMOLITION MEANS AND METHODS INVOLVE SELECTIVE OR "SOFT" DEMOLITION WORK THAT COULD INVOLVE POTENTIAL LCM EXPOSURE, THE GC SHALL REQUIRE DEMOLITION WORKERS TO UNDERGO A MINIMUM OF 4 HOUR TRAINING IN "OCCUPATIONAL EXPOSURE TO LEAD IN CONSTRUCTION AND GENERAL INDUSTRY". GC SHALL ALSO ENGAGE AN INDUSTRIAL HEALTH HYGIENST TO PROVIDE AIR MONITORING SERVICES DURING THE DEMO WORK.	CONTRACT PACKAGE NO.1A
3	PROVIDE FIELD MOCKUP (TO INCLUDE SHORING JACKS AT BOTH FLOORS) IN THIS AREA TO DEMONSTRATE THE SELECTIVE REMOVAL OF THE ROOF SLAB USING "SOFT" OR SELECTIVE DEMOLITION APPROACHES AS NOTED IN CONTRACT PACKAGE NO.1B. SEE NOTE 2	CONTRACT PACKAGE NO.1A

GUAM MEMORIAL HOSPITAL AUTHORITY
850, GOV CARLOS CAMACHO ROAD, TAMUNING, GUAM 96931

PROJECT TITLE:

GMHA
REMOVE Z-WING & ASSOC WORKS

GOV CARLOS CAMACHO ROAD, TAMUNING, GUAM 96931

Provido•Tan•Jones Architects Inc.
PO BOX 6463, TAMUNING, GU 96931
TEL: 1 (671) 646 1361

A-E PROJ NO: GMH 06
ARCHITECT/ENGINEERS
THIS WORK WAS DONE BY ME OR UNDER MY DIRECT SUPERVISION
EXPIRATION DATE: APR. 2022

DRAWING NAME:
ROOF DEMO PLAN

DRAWN:	DT	DATE:	OCT 2021
CHECKED:	LP	SCALE:	NTS

REVISIONS:

DESCRIPTION	DATE

DRAWING SHEET NO:
A1.3

SHEET ___ OF ___

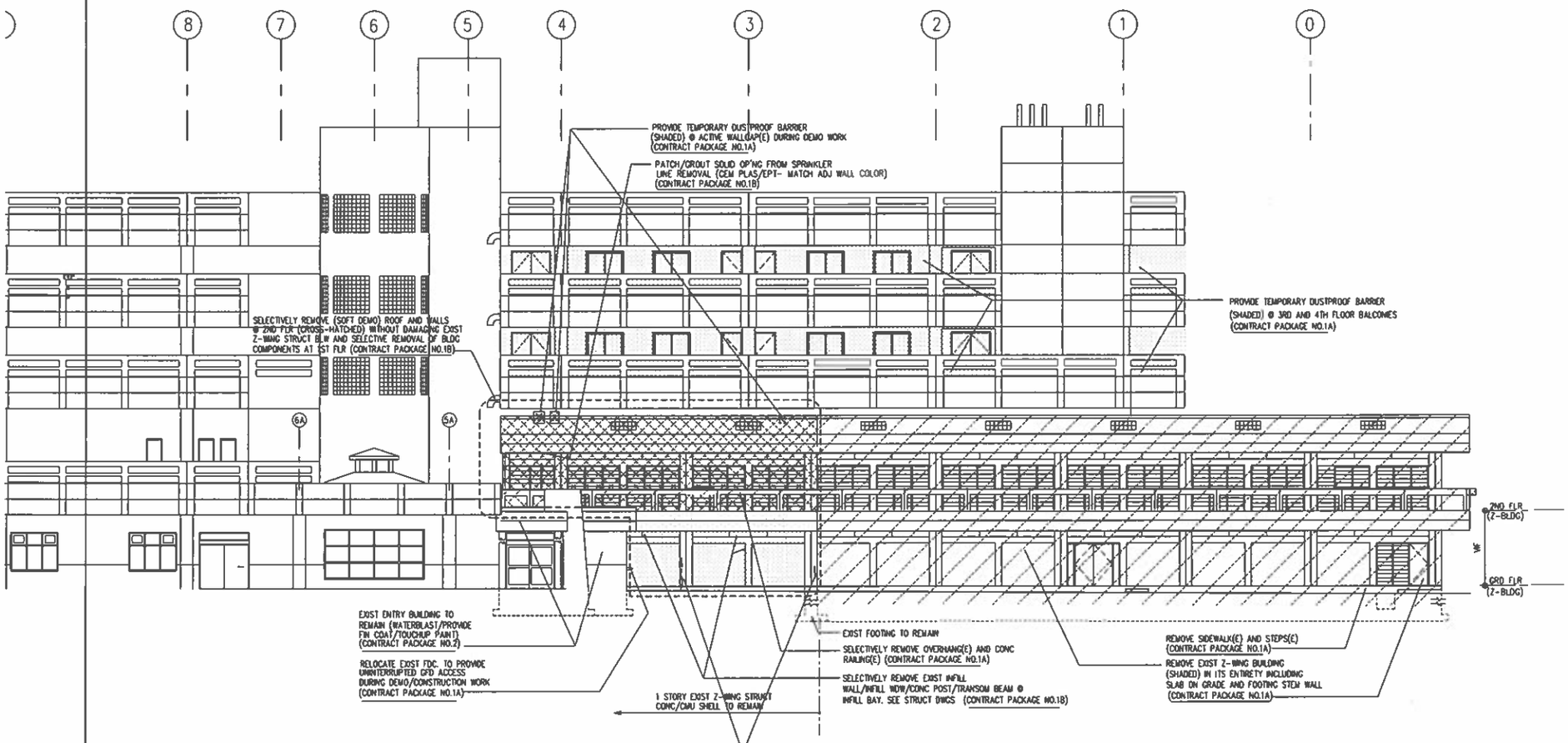

1 / A1.4 DEMO WORK @ BLDG ELEVATION

SCALE: 1/8"=1'-0"

GUAM MEMORIAL HOSPITAL AUTHORITY

850, GOV CARLOS CAMACHO ROAD, TAMUNING, GUAM 96931

PROJECT TITLE:

GMHA

REMOVE Z-WING & ASSOC WORKS

GOV CARLOS CAMACHO ROAD, TAMUNING, GUAM 96931

Provido•Tan•Jones Architects Inc.

PO BOX 6463, TAMUNING, GU 96931
TEL: 1 (671) 646 1361

A-E PROJ NO: GMH.08
ARCHITECTS-ENGINEERS

THIS WORK WAS DRAWN BY ME OR UNDER MY DIRECT SUPERVISION
EXPIRATION DATE: APR. 2022

DRAWING NAME:

DEMO WORK @ BLDG ELEVATION

DRAWN:	DT	DATE:	OCT 2021
CHECKED:	LP	SCALE:	NTS

REVISIONS:

DESCRIPTION	DATE

DRAWING SHEET NO:

A1.4

SHEET ___ OF ___

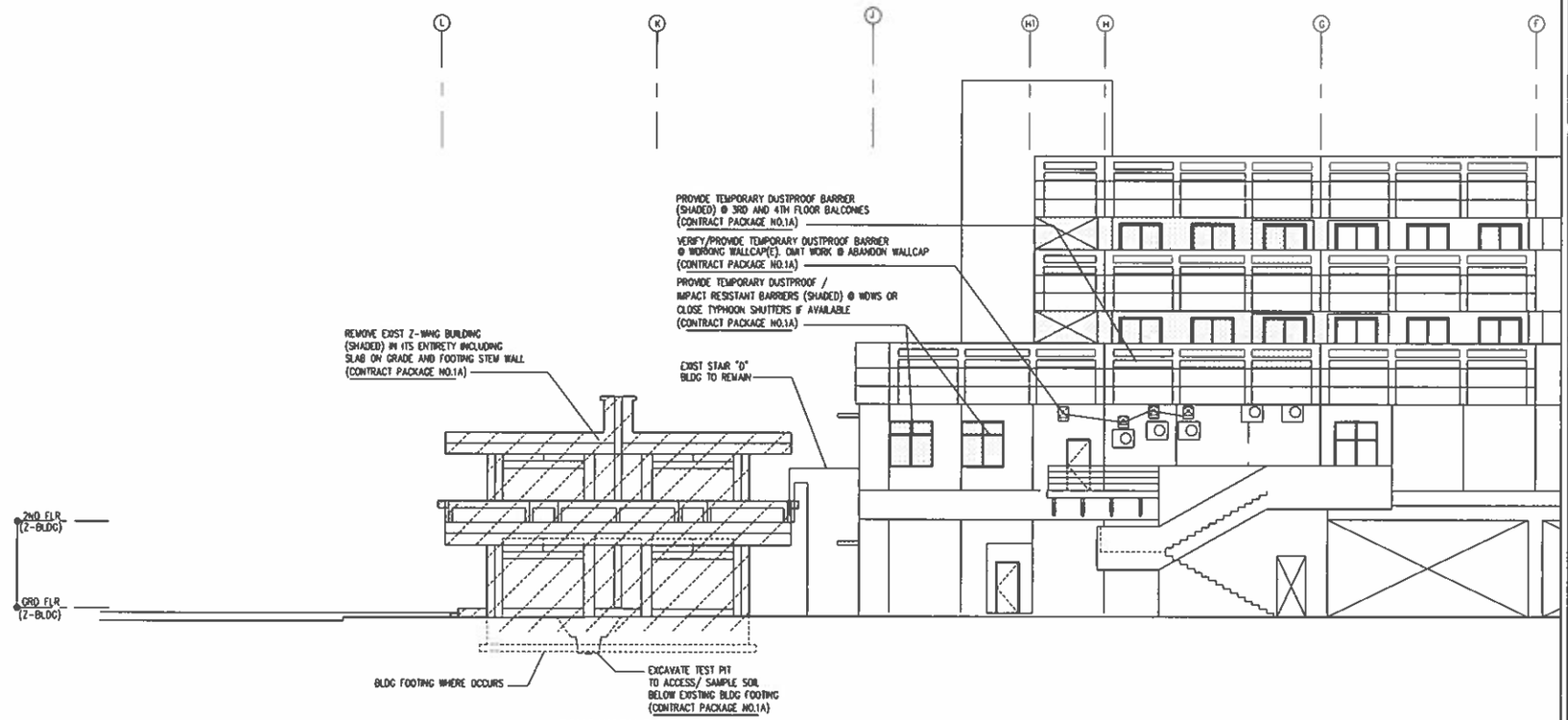

1 A1.5 DEMO WORK @ BLDG ELEVATION

SCALE: 1/8"=1'-0"

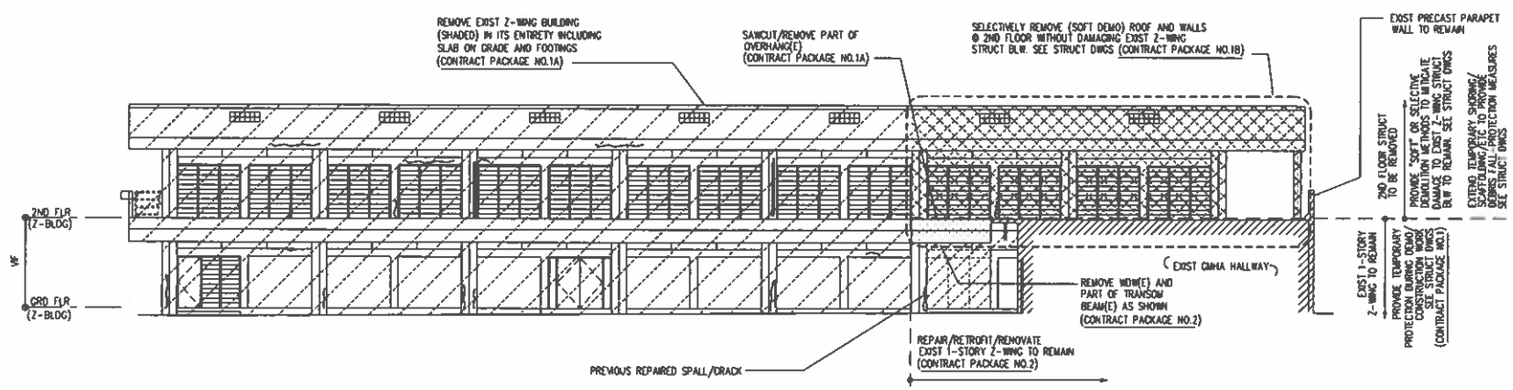

2 A1.5 DEMO WORK @ BLDG ELEVATION

SCALE: 1/8"=1'-0"

GUAM MEMORIAL HOSPITAL AUTHORITY

850, GOV CARLOS CAMACHO ROAD, TAMUNING, GUAM 96931

PROJECT TITLE:

GMHA

REMOVE Z-WING & ASSOC WORKS

GOV CARLOS CAMACHO ROAD, TAMUNING, GUAM 96931

Provido•Tan•Jones Architects Inc.

PO BOX 6463, TAMUNING, GU 96931
TEL: 1 (671) 646 1361

A-E PROJ NO: GMH.05
ARCHITECTS-ENGINEERS

THIS WORK WAS DRAWN BY ME OR UNDER MY DIRECT SUPERVISION
EXPIRATION DATE: APR. 2022

DRAWING NAME:

DEMO WORK @ BLDG ELEVATION

DRAWN:	BT	DATE:	OCT 2021
CHECKED:	LP	SCALE:	NTS

REVISIONS:

DESCRIPTION	DATE

DRAWING SHEET NO:

A1.5

SHEET ___ OF ___

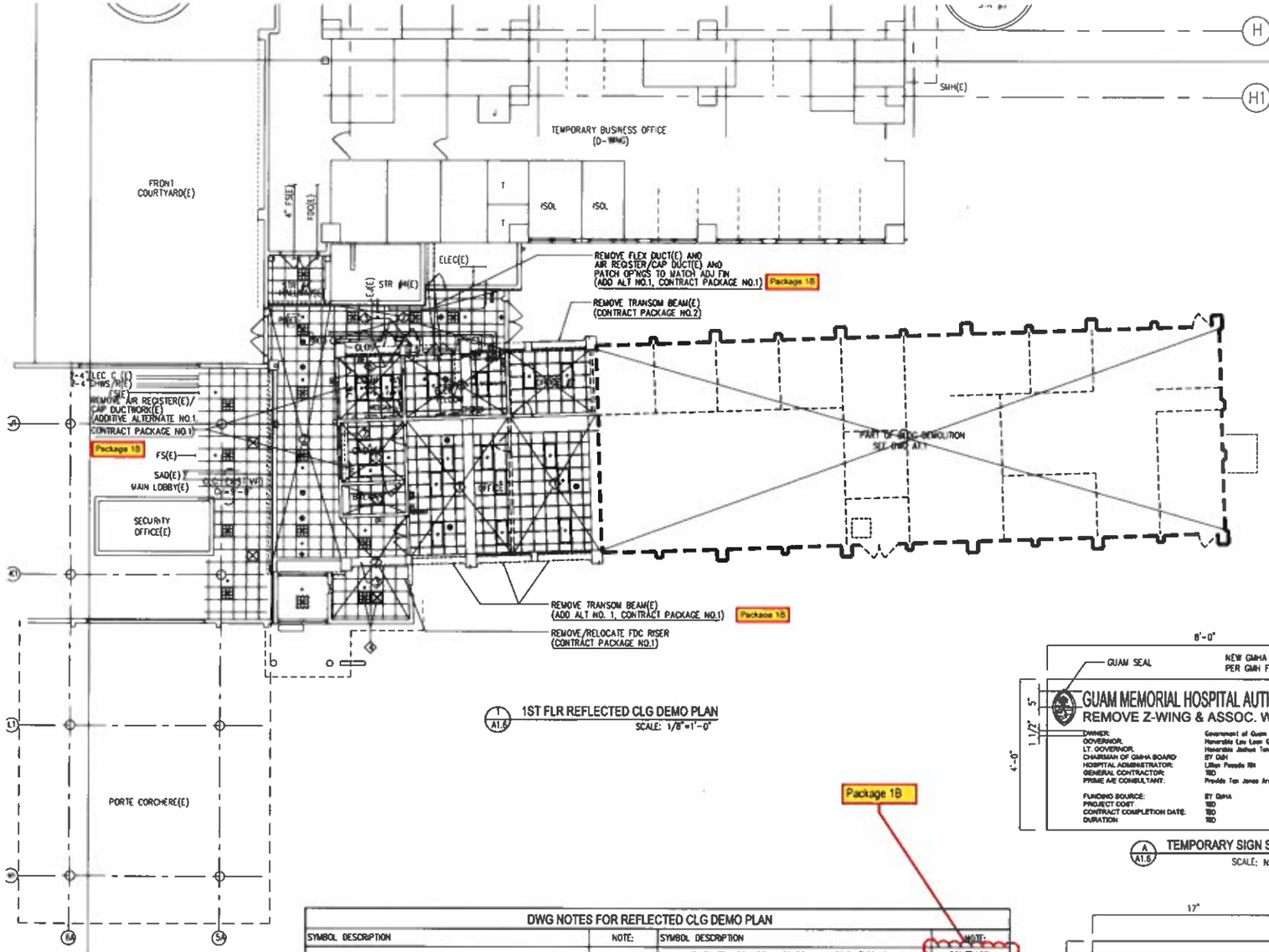

1 A1.6 1ST FLR REFLECTED CLG DEMO PLAN
SCALE: 1/8"=1'-0"

GENERAL NOTES FOR DEMOLITION PLAN AND REFLECT CLG DEMOLITION PLAN

1. WALL TO BE REMOVED SHALL BE REMOVED IN ITS ENTIRETY UNLESS NOTED OTHERWISE. ALL OTHER WALLS NOT SHOWN TO BE REMOVED AND/OR CHIPPED BUT IS REQ'D BY CIVIL, MECH, PLUMB AND ELEC WORK SHALL BE REMOVED AND/OR CHIPPED AS PART OF THIS SCOPE OF WORK.
2. DO NOT REMOVE ANY STRUCT WALLS/ COLUMNS UNLESS NOTED IN STRUCT DWGS
3. DO NOT DAMAGE ANY EXIST WORK THAT IS NOT REQUIRED TO BE REMOVED. PROVIDE PROTECTION AT ALL TIMES. ANY AND/OR ALL DAMAGE TO EXIST WORK (INCLUDING BUT NOT LIMITED TO ACTIVE AND/OR ABANDONED PIPING, CONDUITS/ETC) AND/ OR OTHER ADJACENT CONDITIONS DURING CONSTRUCTION FOR ANY REASONS, SHALL BE RESTORED TO ITS ORIGINAL CONDITION OR REPLACED BY THE CONTRACTOR.
4. COORD ALL REMOVAL WORK WITH THE NEW WORK/ CONSTRUCTION. REMOVE AND/OR RELOCATE ALL NON-STRUCT CONDITIONS AS REQUIRED BY THE DESIGN INTENT OF THE NEW WORK/CONSTRUCTION.
5. FIELD VERIFY/COORD ALL DEMO WORK W/ MECH/ PLUMB/ SPRINKLER/ ELEC WORK. WHERE REMOVAL OF WALL, DOOR, CLG/ SOFFIT, FIXT/DEVICE, ETC. REQUIRE THE REMOVAL, CAPPING AND/OR REROUTING OF EXIST CONCEALED PIPING, DUCTWORK, CONDUIT, WIRING, ETC., THE CONTRACTOR SHALL REMOVE, CAP AND REROUTE EXIST PIPING, DUCTWORK, CONDUITS, WIRING, ETC AS PART OF THIS SCOPE OF WORK.
6. AFTER INITIAL REMOVAL WORK, CONCEALED CONDITIONS NOT SHOWN IN THE DWGS BUT IS REQ'D BY THE DESIGN INTENT AND AESTHETIC APPEARANCE TO BE REMOVED (INCLUDING BUT NOT LIMITED TO EXIST CONCEAL STUB-OUTS, J-BOXES, CONCEAL FINISHES, AND OTHER APPERTURNANCE SHALL BE REMOVED AS PART OF THIS SCOPE OF WORK.
7. ALL ABANDONED UTILITIES SHALL BE REMOVED, AND CAPPED.
8. DISPOSAL OF DEBRIS AND WASTE SHALL BE IN A LAWFUL MANNER AND DO NOT POSE AN INCONVENIENCE TO ONGOING BUSINESS OR TRAFFIC FLOW

COMPLY W/ OEPA REQUIREMENTS FOR DISPOSAL PERMIT, DERRIS HANDLING, SORTING, TRANSPORT, AND DISPOSAL.



A A1.6 TEMPORARY SIGN S-1
SCALE: NTS

Package 1B

DWG NOTES FOR REFLECTED CLG DEMO PLAN

SYMBOL	DESCRIPTION	NOTE:
1	REMOVE EXIST CLG SYSTEM IN ITS ENTIRETY (INCLUDES SUPPORTS, LIGHT LIGHTS, SMOKE DETECTORS, AC DEVICES AND DUCT WHERE OCCURS, SOFFITS AND SPRINKLER HEADS /DROPS WHERE OCCURS. EXCEPTION: DO NOT REMOVE EXIST CONC BEAM AND EXIST MAIN SPRINKLER FEEDER LINES	ADD ALT NO.1, CONTRACT PACKAGE NO.1 Package 1B
2	VERIFY/ REMOVE/REPLACE EXIST CLG TILES/ABANDONED OVERHANG CEILING AS REQ'D TO PROVIDE ACCESS TO SHORING JACKS. DO NOT REMOVE OR DAMAGE ACTIVE PIPES, CONDUITS, AC DUCTS, OR OTHER UTILITY DEVICES. VERIFY/REMOVE/REPLACE DAMAGED CLG TEE-GRID AND/OR TEE-GRID IN CONFLICT W/ SHORING JACKS WHERE OCCURS. VERIFY/REMOVE/REINSTALL ACTIVE CLG FIXTURES OR DEVICES AS REQ'D TO PROVIDE ACCESS TO SHORING JACKS. PROTECT (PROVIDE DUSTPROOF COVER) TO EXIST SPRINKLER HEADS (SEE MECH DWGS) AND SMOKE DETECTORS TO REMAIN	ADD ALT NO.1, CONTRACT PACKAGE NO.1 Package 1B
3	EXIST TRANSOM BEAM TO REMAIN. VERIFY/REPAIR CRACKS AND/OR SPALLS WHERE OCCURS	CONTRACT PACKAGE NO.1
4	REMOVE 2X2 LIGHT FIXT(E) AND SURRENDER TO OWNER. REMOVE EXIST AIR REGISTER AS REQ'D BY NEW WORK.	ADD ALT NO.1, CONTRACT PACKAGE NO.1
5	PROTECT EXIST SPRINKLER PENDANT HEAD TO REMAIN WITH DUSTPROOF COVER OR BAG. SEE MECH DWGS.	ADD ALT NO.1, CONTRACT PACKAGE NO.1
6	REMOVE EXIST CLG SYSTEM IN ITS ENTIRETY (INCLUDES SUPPORTS, LIGHT LIGHTS, SMOKE DETECTORS, AC DEVICES AND DUCT WHERE OCCURS, SOFFITS AND SPRINKLER HEADS /DROPS WHERE OCCURS. EXCEPTION: DO NOT REMOVE EXIST CONC BEAM AND EXIST SPRINKLER FEEDER LINES	CONTRACT PACKAGE NO.2
7	EXIST ROLL-ON SHUTTER TO REMAIN. SALVAGE, REPAIR AND RESTORE TO WORKING STATUS.	CONTRACT PACKAGE NO.2

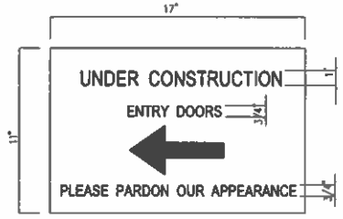

B A1.6 TEMPORARY SIGN S-2
SCALE: NTS

GUAM MEMORIAL HOSPITAL AUTHORITY
1314, GOV CARLOS CAMACHO ROAD, TAMUNING, GUAM 96913

PROJECT TITLE:

GMHA
REMOVE Z-WING & ASSOC WORKS

GOV CARLOS CAMACHO ROAD, TAMUNING, GUAM 96931

Provido•Tan•Jones Architects Inc.
PO BOX 6463, TAMUNING, GU 96931
TEL: 1 (671) 646 1361

A-E PROJ NO: GMH.06
ARCHITECTS-ENGINEERS
THIS WORK WAS DONE BY ME OR UNDER MY DIRECT SUPERVISION
EXPIRATION DATE: APR. 2022

DRAWING NAME:
REFLECTED CLG DEMO PLAN

DRAWN:	DT	DATE:	OCT 2021
CHECKED:	LP	SCALE:	NTS

REVISIONS:

DESCRIPTION	DATE

DRAWING SHEET NO:
A1.6

SHEET ___ OF ___

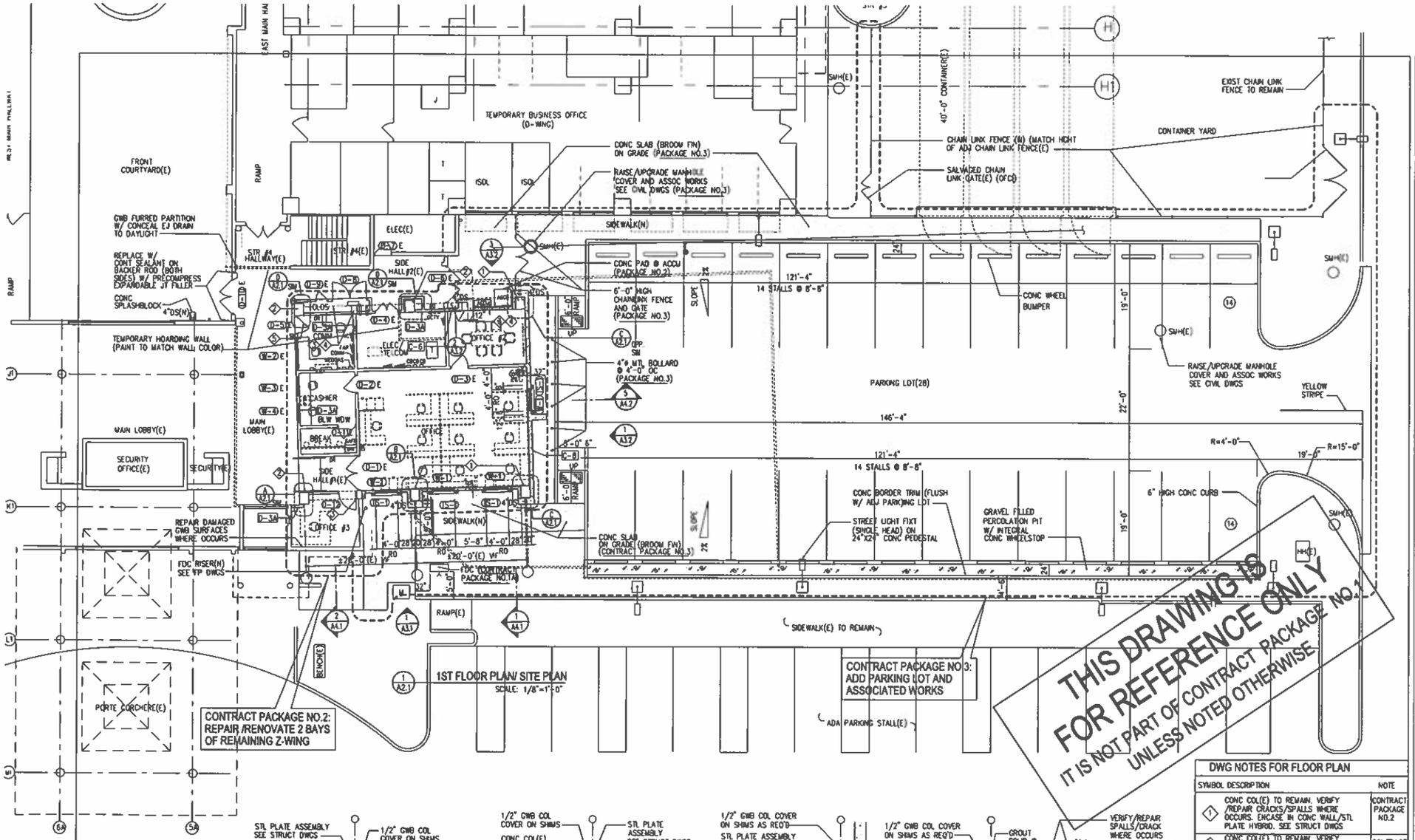

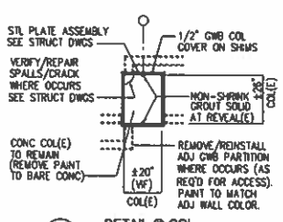

A A2.1 DETAIL @ COL
SCALE: 3/8"=1'-0"

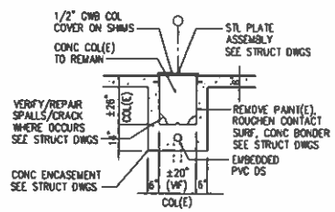

B A2.1 DETAIL @ COL
SCALE: 3/8"=1'-0"

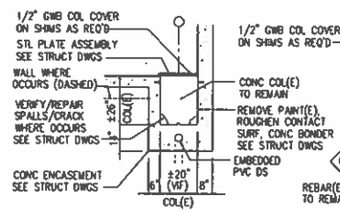

C A2.1 DETAIL @ COL
SCALE: 3/8"=1'-0"

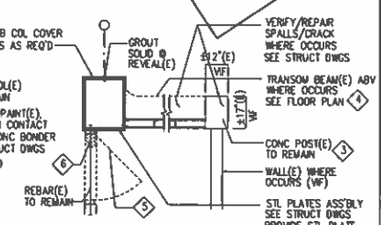

D A2.1 DETAIL @ POST
SCALE: 3/8"=1'-0"

LIMITED CODE REVIEW

REPAIR/MODIFY/UPGRADE
ONE STORY Z-WING TO REMAIN
AREA: 1,180 SF

OCCUPANT LOAD AREA	=	1,100 SF
OLF (BUSINESS)	=	100
OCCUPANT LOAD	=	11 SF
# EXITS (<50 OL)	=	1 EXIT

DWG NOTES FOR FLOOR PLAN

SYMBOL	DESCRIPTION	NOTE
1	CONC COL(E) TO REMAIN. VERIFY /REPAIR CRACKS/SPALLS WHERE OCCURS. ENCASE IN CONC WALL/STL PLATE HYBRID. SEE STRUCT DWGS	CONTRACT PACKAGE NO.2
2	CONC COL(E) TO REMAIN. VERIFY /REPAIR CRACKS/SPALLS WHERE OCCURS. ENCASE IN STL PLATE JACKET. SEE STRUCT DWGS	CONTRACT PACKAGE NO.2
3	CONC POST(E) TO REMAIN. VERIFY/ REPAIR CRACKS/SPALLS WHERE OCCURS SEE STRUCT DWGS	CONTRACT PACKAGE NO.2
4	CONC TRANSOM BEAM(E) TO REMAIN. VERIFY/REPAIR CRACKS/SPALLS WHERE OCCURS. SEE STRUCT DWGS	CONTRACT PACKAGE NO.2
5	REMOVE/DISASSEMBLE/SALVAGE DOOR/ WALL(E) COMPONENTS AS REQ'D BY STRUCT WORK AT COL(E). MODIFY/CUT TO FIT/ REINSTALL DOOR COMPONENTS TO FIT FIELD CONDITIONS	CONTRACT PACKAGE NO.2
6	REMOVE DWU WALL ABV (DO NOT CUT REBARS) AS REQ'D BY STRUCT WORK AT COL(E). GROUT SOLID AFTER WORK.	CONTRACT PACKAGE NO.2

GUAM MEMORIAL HOSPITAL AUTHORITY
850, GOV CARLOS CAMACHO ROAD, TAMUNING, GUAM 96913

PROJECT TITLE:

GMHA
REMOVE Z-WING & ASSOC WORKS

GOV CARLOS CAMACHO ROAD, TAMUNING, GUAM 96931

Provido•Tan•Jones Architects Inc.
PO BOX 6463, TAMUNING, GU 96931
TEL: 1 (671) 646 1361

A-1 PROJ NO. GMH.05
ARCHITECTS-ENGINEERS
THIS WORK WAS DONE BY ME OR UNDER MY DIRECT SUPERVISION
EXPIRATION DATE: APR. 2022

DRAWING NAME:
1ST FLOOR PLAN

DRAWN:	DT	DATE:	OCT 2021
CHECKED:	LP	SCALE:	N.T.S

REVISIONS:

DESCRIPTION	DATE

DRAWING SHEET NO:
A2.1

SHEET ___ OF ___

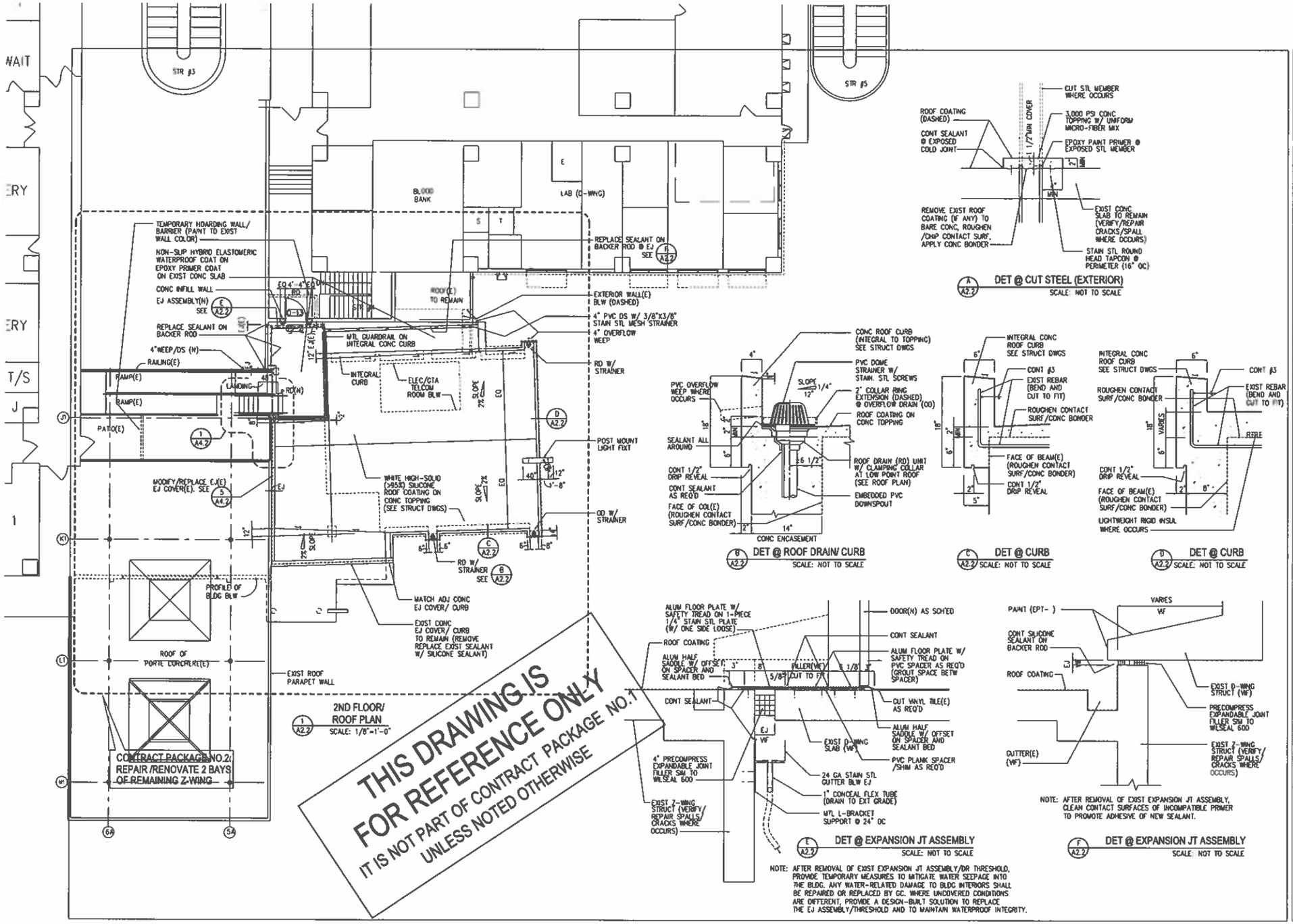

GUAM MEMORIAL HOSPITAL AUTHORITY

850, GOV CARLOS CAMACHO ROAD, TAMUNING, GUAM 96913

PROJECT TITLE:

GMHA

REMOVE Z-WING & ASSOC WORKS

GOV CARLOS CAMACHO ROAD, TAMUNING, GUAM 96913

Provido•Tan•Jones Architects Inc.

PTJA

PO BOX 6463, TAMUNING, GU 96931
TEL: 1 (671) 646 1361

A-I PROJ NO: GMH.06
ARCHITECTS-ENGINEERS

THIS WORK WAS DONE BY ME OR UNDER MY DIRECT SUPERVISION
EXPIRATION DATE: APR. 2022

DRAWING NAME:

ROOF PLAN

DRAWN:	DI	DATE:	OCT 2021
CHECKED:	LP	SCALE:	1/8

REVISIONS:

DESCRIPTION	DATE

DRAWING SHEET NO:

A2.2

SHEET ___ OF ___

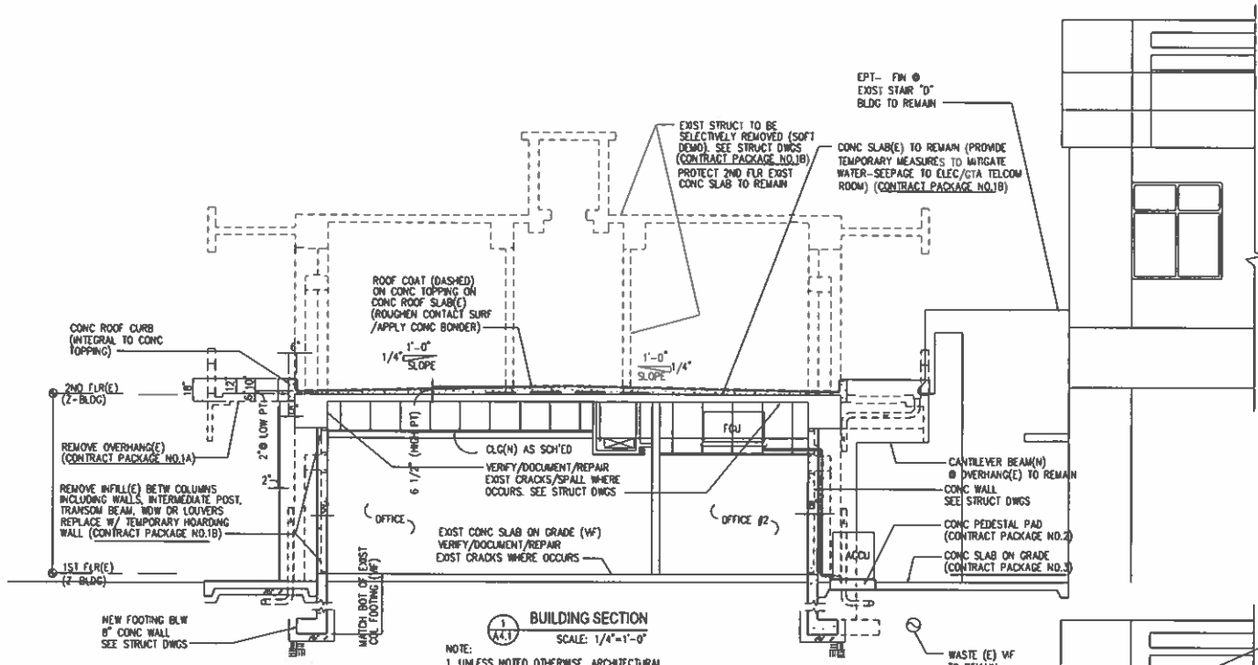

1 A4.1 BUILDING SECTION
SCALE: 1/4"=1'-0"

NOTE:
1. UNLESS NOTED OTHERWISE, ARCHITECTURAL CALL-OUTS ARE FOR CONTRACT PACKAGE NO.2

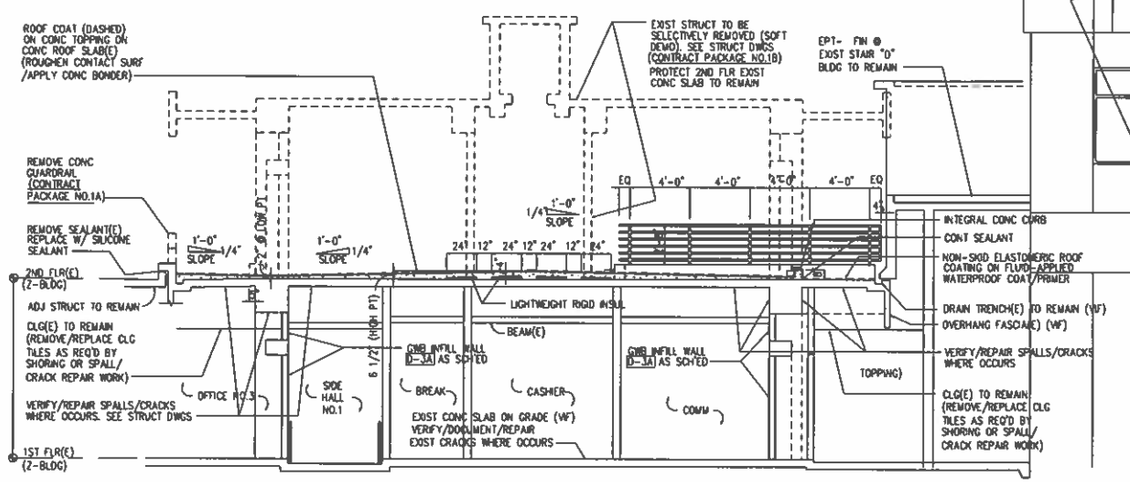

NOTE:
1. UNLESS NOTED OTHERWISE, ARCHITECTURAL CALL-OUTS ARE FOR CONTRACT PACKAGE NO.2

2 A4.1 BUILDING SECTION
SCALE: 1/4"=1'-0"

THIS DRAWING IS FOR REFERENCE ONLY IT'S NOT PART OF CONTRACT PACKAGE NO.1 UNLESS NOTED OTHERWISE

GUAM MEMORIAL HOSPITAL AUTHORITY
850, GOV CARLOS CAMACHO ROAD, TAMUNING, GUAM 96931

PROJECT TITLE:

GMHA
REMOVE Z-WING & ASSOC WORKS

GOV CARLOS CAMACHO ROAD, TAMUNING, GUAM 96931

Provido•Tan•Jones Architects Inc.
PTJA
PO BOX 5463, TAMUNING, GU 96931
TEL: 1 (671) 646 1361

A-E PROJ NO: 0414.00
ARCHITECTS-ENGINEERS
THIS WORK WAS DRAWN BY ME OR UNDER MY DIRECT SUPERVISION
EXPIRATION DATE: APR. 2022

DRAWING NAME:
BLDG SECTION

DRAWN:	BT	DATE:	OCT 2021
CHECKED:	LP	SCALE:	NTS

REVISIONS:

DESCRIPTION	DATE

DRAWING SHEET NO:
A4.1

SHEET ___ OF ___

DEMO. CONSTRUCTION SEQUENCE OPTIONAL:
(SEE GENERAL NOTE #1)

1. CONTRACTOR TO PROVIDE TEMPORARY VERTICAL SHORING (THROUGH OUT THE ENTIRE SLAB & BEAMS) WITH HORIZONTAL BRACING AT 1st & 2nd SLAB TO ROOF. SHORING LAYOUT THROUGH OUT SHALL BE DUPLICATE AND ALIGN VERTICALLY AT EACH LEVEL. MUST BE SNUG TIGHT & SECURED. CONTRACTOR TO SUBMIT SHORING CAPACITY & LAYOUT FOR RECORD OF ENG. REVIEW AND APPROVAL.
2. PROVIDE MOBILE CRANE ABLE TO LIFT 10-TON MINIMUM CONC. DEBRIS. STATION CRANE ADJACENT TO THE EXISTING BUILDING.
3. EXPOSE EXIST. ROOF SLAB BARS (FOR LIFTING PURPOSE) 1FT. SQ @ 4FT. O.C. EACH WAY THRU-OUT THE ENTIRE ROOF SURFACE. (SEE DETAIL 2 SHEET S1.2)
4. PROVIDE LIFTING SLING FROM CRANE TO SLAB. SECURE SLING TO THE EXPOSE BARS. LAYOUT 6FT. SQUARE SECTIONS, SAW CUT THRU SLAB & DISPOSE. PROTECT AND AVOID 2nd FLOOR SLAB FORM FALLING CONC. DEBRIS. (SEE DETAIL 2 SHEET S1.2)
5. SEE SHEET S2.1

GENERAL NOTES:

1. THE CONTRACTOR SHALL SUBMIT DEMOLITION AND REMOVAL PROCEDURES TO THE "RECORD OF ENGINEER" FOR APPROVAL BEFORE WORK IS STARTED. DEMOLITION PLAN SHALL INCLUDE PROCEDURES AND SEQUENCE FOR CAREFUL REMOVAL, DISPOSITION OF EXISTING STRUCTURE SPECIFIED TO BE REMAIN AND A DETAILED DESCRIPTION OF METHODS AND EQUIPMENT TO BE USED FOR EACH AND SEQUENCE OF OPERATION.
2. PERFORM SELECTED DEMOLITION SUCH AS CUTTING REBARS & CHIPPING CONC. TO WEAKEN CONNECTION BETWEEN PORTION STRUCTURE TO BE DEMO AND PORTION TO REMAIN, PREVENT DAMAGING PORTION TO REMAIN DURING DEMO OPERATION.
3. THE INTENT IS TO PROTECT 2nd FLOOR SLAB DURING ROOF SLAB DEMOLITION ACTIVITY AND AVOID ADDITIONAL LOAD IMPOSED ON THE 2nd FLOOR SLAB. PROTECT EXISTING WORK, WHICH IS TO REMAIN IN PLACE, BE RE-USED. REPAIR ITEMS, WHICH ARE TO REMAIN, AND WHICH ARE DAMAGED DURING PERFORMANCE OF THE WORK TO THEIR ORIGINAL CONDITION, OR REPLACE WITH NEW. DO NOT OVERLOAD THE 2ND FLOOR SLAB TO REMAIN. PROVIDE SUPPORTS FOR EXISTING CONSTRUCTION WEAKENED BY DEMOLITION OR REMOVAL WORK
4. PROTECT ELECTRICAL AND MECHANICAL SERVICES AND UTILITIES. WHERE REMOVAL OF EXISTING UTILITIES AND PAVEMENT IS SPECIFIED OR INDICATED, PROVIDE APPROVED BARRICADES, TEMPORARY COVERING OF EXPOSED AREAS, AND TEMPORARY SERVICES OR CONNECTIONS FOR ELECTRICAL AND MECHANICAL UTILITIES.
5. DUST & DEBRIS CONTROL, PREVENT THE SPREAD OF DUST AND DEBRIS AND AVOID THE CREATION OF A NUISANCE OR HAZARD IN THE SURROUNDING AREA.
6. TRAFFIC CONTROL SIGNS. WHERE PEDESTRIAN AND DRIVER SAFETY IS ENDANGERED IN THE AREA OF REMOVAL WORK, USE TRAFFIC BARRICADES WITH FLASHING LIGHTS. NOTIFY THE CONTRACTING OFFICER PRIOR TO BEGINNING SUCH WORK.

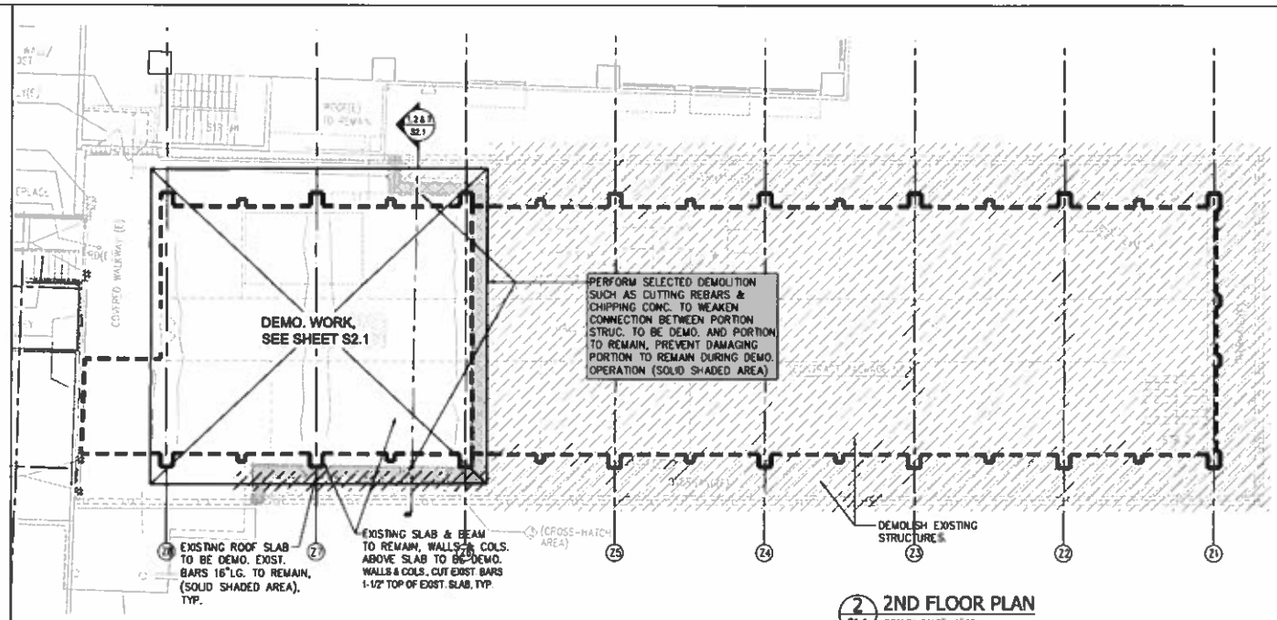

2 S1.1 **2ND FLOOR PLAN**
SCALE: 3/16"= 1'-0"

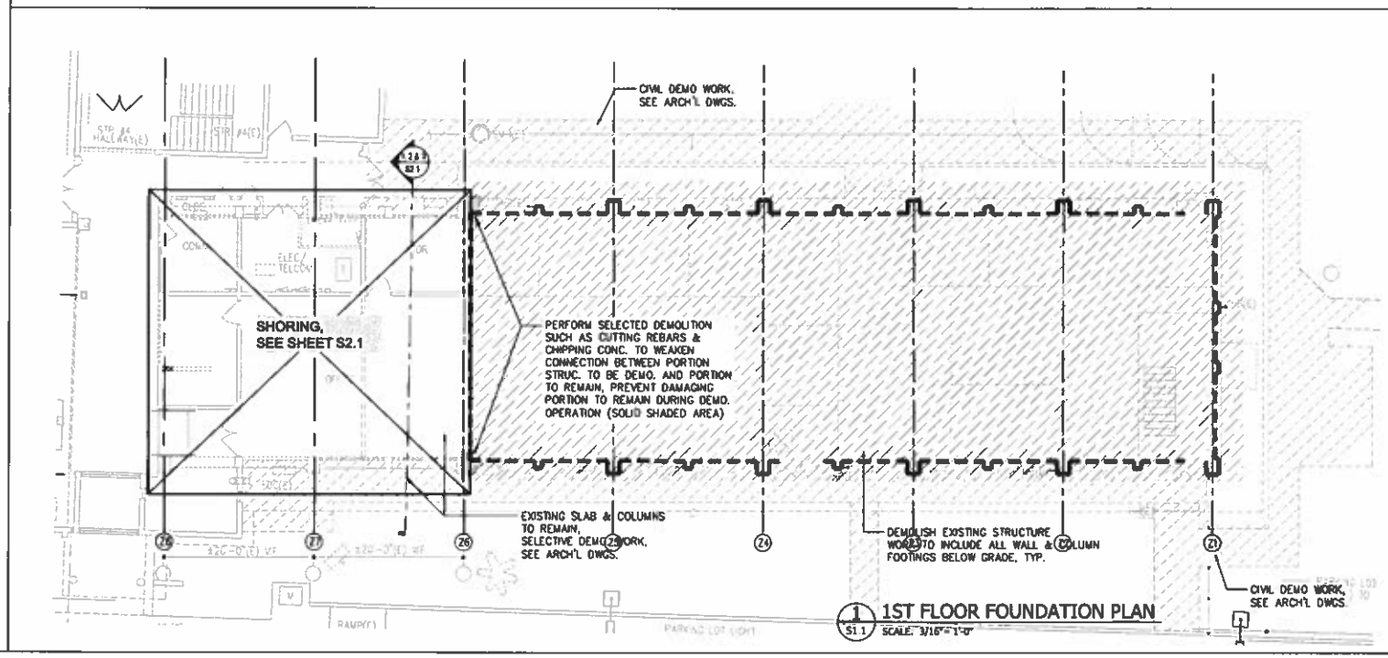

1 S1.1 **1ST FLOOR FOUNDATION PLAN**
SCALE: 3/16"= 1'-0"

GUAM MEMORIAL HOSPITAL AUTHORITY
855, GOV CARLOS CAMACHO ROAD, TAMUNING, GUAM 96913

PROJECT TITLE:

GMHA

REMOVE Z-WING & ASSOC WORKS

GOV CARLOS CAMACHO ROAD, TAMUNING, GUAM 96931

GK2 inc.
Jubile Center ste. 230
P.O. Box 3207 Agana, Guam 96910
Phone:(671) 472-8738 or 473-9234
Fax:473-3436
e-mail: gk2@gk2guam.com

A-E FIRM NO: GBA.05
ARCHITECTS-ENGINEERS
THIS WORK WAS DONE BY ME OR UNDER MY DIRECT SUPERVISION
APR. 2022 EXPIRATION DATE:

DRAWING NAME:
1st & 2nd DEMO FLOOR PLAN & NOTES (PACKAGE no.1A)

DATE: NOV. 2021	DRAWN: AM
SCALE: AS NOTED	CHECKED: TG

REVISIONS:

DATE	DESCRIPTION

DRAWING SHEET NO:
S1.1

SHEET ___ OF ___

11/22/21

DEMO. CONSTRUCTION SEQUENCE OPTIONAL:
(SEE GENERAL NOTE #1)

1. CONTRACTOR TO PROVIDE TEMPORARY VERTICAL SHORING (THROUGH OUT THE ENTIRE SLAB & BEAMS) WITH HORIZONTAL BRACING AT 1st & 2nd SLAB TO ROOF. SHORING LAYOUT THROUGH OUT SHALL BE DUPLICATE AND ALIGN VERTICALLY AT EACH LEVEL, MUST BE SNUG TIGHT & SECURED. CONTRACTOR TO SUBMIT SHORING CAPACITY & LAYOUT FOR RECORD OF ENG. REVIEW AND APPROVAL.

2. PROVIDE MOBILE CRANE ABLE TO LIFT 10-TON MINIMUM CONC. DEBRIS, STATION CRANE ADJACENT TO THE EXISTING BUILDING.

3. EXPOSE EXIST. ROOF SLAB BARS (FOR LIFTING PURPOSE) 1FT. SQ. @ 4FT. O.C. EACH WAY THRU-OUT THE ENTIRE ROOF SURFACE. (SEE DETAIL 2 SHEET S1.2)

4. PROVIDE LIFTING SLING FROM CRANE TO SLAB, SECURE SLING TO THE EXPOSE BARS, LAYOUT 6FT. SQUARE SECTIONS, SAW CUT THRU SLAB & DISPOSE, PROTECT AND AVOID 2nd FLOOR SLAB FORM FALLING CONC. DEBRIS. (SEE DETAIL 2 SHEET S1.2)

5. SEE SHEET S2.1

GENERAL NOTES:

1. THE CONTRACTOR SHALL SUBMIT DEMOLITION AND REMOVAL PROCEDURES TO THE "RECORD OF ENGINEER" FOR APPROVAL BEFORE WORK IS STARTED. DEMOLITION PLAN SHALL INCLUDE PROCEDURES AND SEQUENCE FOR CAREFUL REMOVAL, DISPOSITION OF EXISTING STRUCTURE SPECIFIED TO BE REMAIN, AND A DETAILED DESCRIPTION OF METHODS AND EQUIPMENT TO BE USED FOR EACH AND SEQUENCE OF OPERATION.

2. PERFORM SELECTED DEMOLITION SUCH AS CUTTING REBARS & CHIPPING CONC. TO WEAKEN CONNECTION BETWEEN PORTION STRUCTURE TO BE DEMO AND PORTION TO REMAIN, PREVENT DAMAGING PORTION TO REMAIN DURING DEMO OPERATION.

3. THE INTENT IS TO PROTECT 2nd FLOOR SLAB DURING ROOF SLAB DEMOLITION ACTIVITY AND AVOID ADDITIONAL LOAD IMPOSED ON THE 2nd FLOOR SLAB. PROTECT EXISTING WORK, WHICH IS TO REMAIN IN PLACE, BE RE-USED. REPAIR ITEMS, WHICH ARE TO REMAIN, AND WHICH ARE DAMAGED DURING PERFORMANCE OF THE WORK TO THEIR ORIGINAL CONDITION, OR REPLACE WITH NEW. DO NOT OVERLOAD THE 2ND FLOOR SLAB TO REMAIN. PROVIDE SUPPORTS FOR EXISTING CONSTRUCTION WEAKENED BY DEMOLITION OR REMOVAL WORK.

4. PROTECT ELECTRICAL AND MECHANICAL SERVICES AND UTILITIES. WHERE REMOVAL OF EXISTING UTILITIES AND PAVEMENT IS SPECIFIED OR INDICATED, PROVIDE APPROVED BARRICADES, TEMPORARY COVERING OF EXPOSED AREAS, AND TEMPORARY SERVICES OR CONNECTIONS FOR ELECTRICAL AND MECHANICAL UTILITIES.

5. DUST & DEBRIS CONTROL, PREVENT THE SPREAD OF DUST AND DEBRIS AND AVOID THE CREATION OF A NUISANCE OR HAZARD IN THE SURROUNDING AREA.

6. TRAFFIC CONTROL SIGNS. WHERE PEDESTRIAN AND DRIVER SAFETY IS ENDANGERED IN THE AREA OF REMOVAL WORK, USE TRAFFIC BARRICADES WITH FLASHING LIGHTS. NOTIFY THE CONTRACTING OFFICER PRIOR TO BEGINNING SUCH WORK.

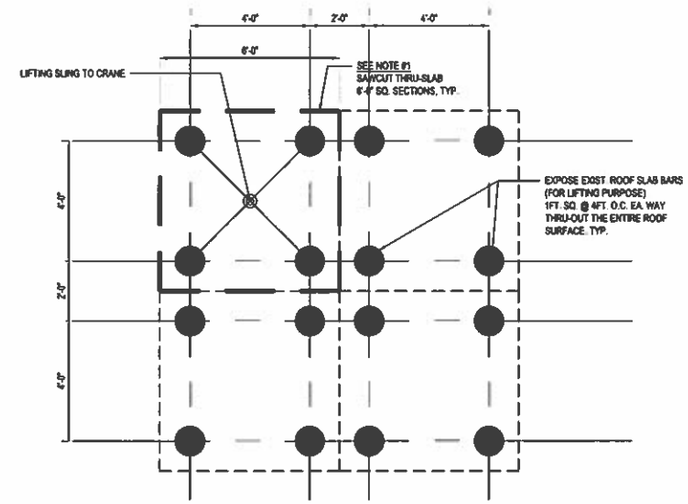

2 / S1.2 CONC. REMOVAL DETAIL (OPTIONAL)
SCALE: 1/8"= 1'-0"

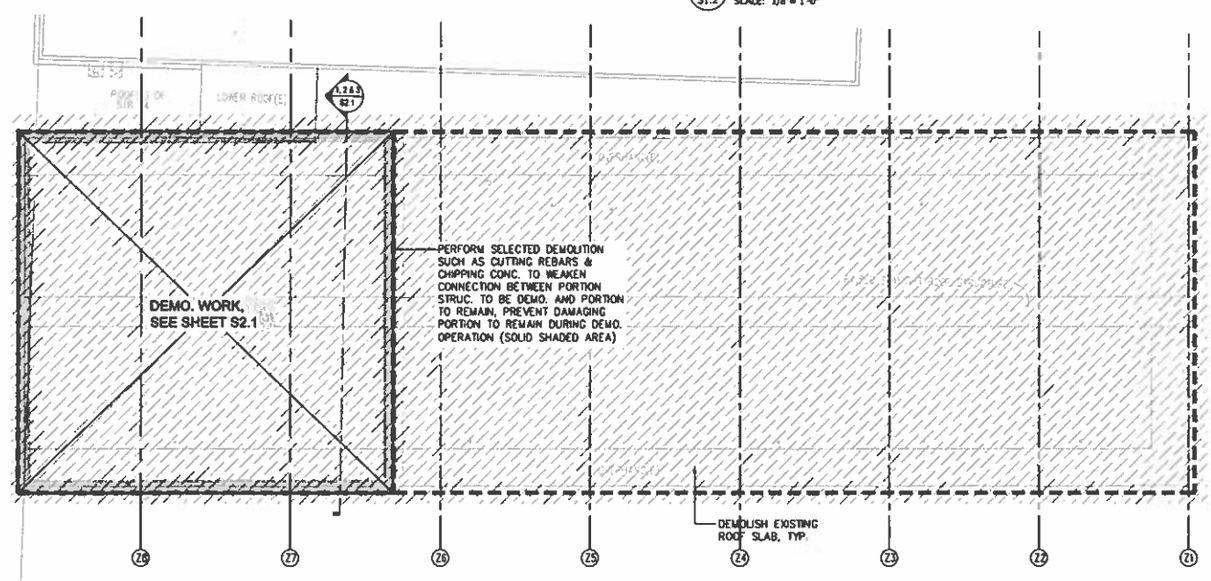

1 / S1.2 EXISTING ROOF PLAN
SCALE: 1/8"= 1'-0"

GUAM MEMORIAL HOSPITAL AUTHORITY
850, GOV CARLOS CAMACHO ROAD, TAMUNING, GUAM 96931

PROJECT TITLE:

GMHA
REMOVE Z-WING & ASSOC WORKS

GOV CARLOS CAMACHO ROAD, TAMUNING, GUAM 96931

GK2 inc.
Julale Center ste. 230
P.O. Box 3287 Agana, Guam 96910
Phone (671) 472-6798 or 472-9224
Fax 472-3408
e-mail: gk2inc@guamtlc.com

A-E PROJ NO: GM-08
ARCHITECTS-ENGINEERS
THIS WORK WAS DONE BY ME OR UNDER MY DIRECT SUPERVISION
APR. 2022 EXPIRATION DATE:

DRAWING NAME:
ROOF DEMO PLAN & NOTES
(PACKAGE no. 1A)

DATE: NOV. 2021	DRAWN: AM
SCALE: AS NOTED	CHECKED: TC

REVISIONS:

DATE	DESCRIPTION

DRAWING SHEET NO:
S1.2

SHEET ___ OF ___

11/22/21

GENERAL NOTES:

1. THE CONTRACTOR SHALL SUBMIT DEMOLITION AND REMOVAL PROCEDURES TO THE "RECORD OF ENGINEER" FOR APPROVAL BEFORE WORK IS STARTED. DEMOLITION PLAN SHALL INCLUDE PROCEDURES AND SEQUENCE FOR CAREFUL REMOVAL , DISPOSITION OF EXISTING STRUCTURE SPECIFIED TO BE REMAIN, AND A DETAILED DESCRIPTION OF METHODS AND EQUIPMENT TO BE USED FOR EACH AND SEQUENCE OF OPERATION.

2. PERFORM SELECTED DEMOLITION SUCH AS CUTTING REBARS & CHIPPING CONC. TO WEAKEN CONNECTION BETWEEN PORTION STRUCTURE TO BE DEMO AND PORTION TO REMAIN, PREVENT DAMAGING PORTION TO REMAIN DURING DEMO OPERATION.

3. THE INTENT IS TO PROTECT 2nd FLOOR SLAB DURING ROOF SLAB DEMOLITION ACTIVITY AND AVOID ADDITIONAL LOAD IMPOSED ON THE 2nd FLOOR SLAB. PROTECT EXISTING WORK, WHICH IS TO REMAIN IN PLACE, BE RE-USED. REPAIR ITEMS, WHICH ARE TO REMAIN, AND WHICH ARE DAMAGED DURING PERFORMANCE OF THE WORK TO THEIR ORIGINAL CONDITION, OR REPLACE WITH NEW. DO NOT OVERLOAD THE 2ND FLOOR SLAB TO REMAIN. PROVIDE SUPPORTS FOR EXISTING CONSTRUCTION WEAKENED BY DEMOLITION OR REMOVAL WORK.

4. PROTECT ELECTROCAL AND MECHANICAL SERVICES AND UTILITIES. WHERE REMOVAL OF EXISTING UTILITIES AND PAVEMENT IS SPECIFIED OR INDICATED, PROVIDE APPROVED BARRICADES, TEMPORARY COVERING OF EXPOSED AREAS, AND TEMPORARY SERVICES OR CONNECTIONS FOR ELECTRICAL AND MECHANICAL UTILITIES.

5. DUST & DEBRIS CONTROL, PREVENT THE SPREAD OF DUST AND DEBRIS AND AVOID THE CREATION OF A NUISANCE OR HAZARD IN THE SURROUNDING AREA.

6. TRAFFIC CONTROL SIGNS. WHERE PEDESTRIAN AND DRIVER SAFETY IS ENDANGERED IN THE AREA OF REMOVAL WORK, USE TRAFFIC BARRICADES WITH FLASHING LIGHTS. NOTIFY THE CONTRACTING OFFICER PRIOR TO BEGINNING SUCH WORK.

DEMO. CONSTRUCTION SEQUENCE OPTIONAL:
(SEE GENERAL NOTE #1)

1. CONTRACTOR TO PROVIDE TEMPORARY VERTICAL SHORING (THROUGH OUT THE ENTIRE SLAB & BEAMS) WITH HORIZONTAL BRACING AT 1st & 2nd SLAB TO ROOF. SHORING LAYOUT THROUGH OUT SHALL BE DUPLICATE AND ALIGN VERTICALLY AT EACH LEVEL, MUST BE SNUG TIGHT & SECURED. CONTRACTOR TO SUBMIT SHORING CAPACITY & LAYOUT FOR RECORD OF ENG. REVIEW AND APPROVAL.

2. PROVIDE MOBILE CRANE ABLE TO LIFT 10-TON MINIMUM CONC DEBRIS, STATION CRANE ADJACENT TO THE EXISTING BUILDING.

3. EXPOSE EXIST. ROOF SLAB BARS (FOR LIFTING PURPOSE) 1FT. SQ. @ 4FT. O.C. EACH WAY THRU-OUT THE ENTIRE ROOF SURFACE. (SEE DETAIL 2 SHEET S1.2)

4. PROVIDE LIFTING SLING FROM CRANE TO SLAB, SECURE SLING TO THE EXPOSE BARS, LAYOUT 6FT. SQUARE SECTIONS, SAW CUT THRU SLAB & DISPOSE, PROTECT AND AVOID 2nd FLOOR SLAB FORM FALLING CONC. DEBRIS. (SEE DETAIL 2 SHEET S1.2)

5. SHORING JACKS SHOULD BE ALIGNED FROM 2ND FLOOR TO ROOF DOWN TO 1ST FLOOR SLAB.

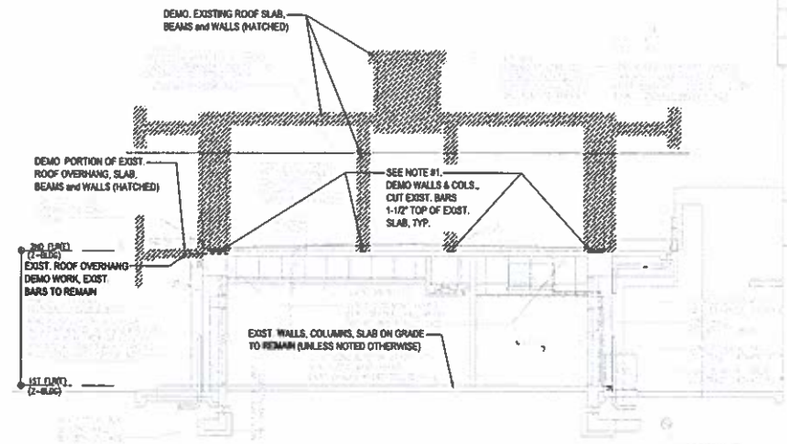

2 S2.1 **DEMO. SECTION DETAIL**
SCALE: 3/16" = 1'-0"

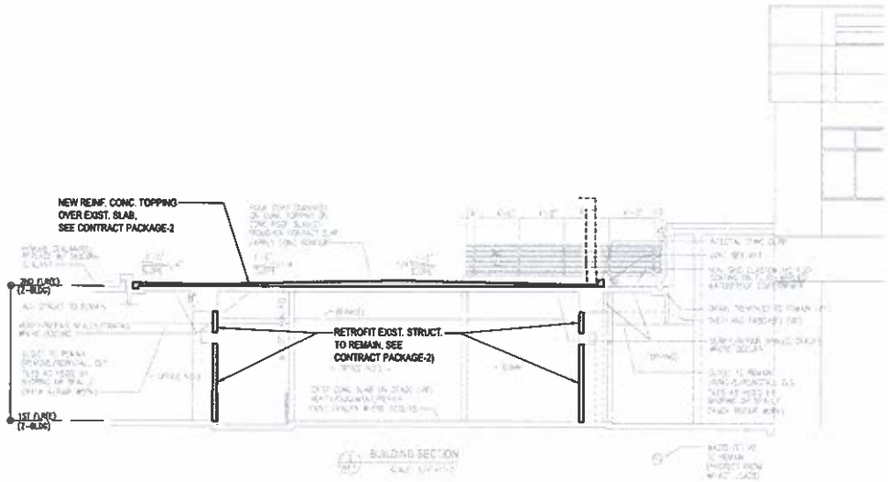

3 S2.1 **BUILDING SECTION**
SCALE: 1/4" = 1'-0"

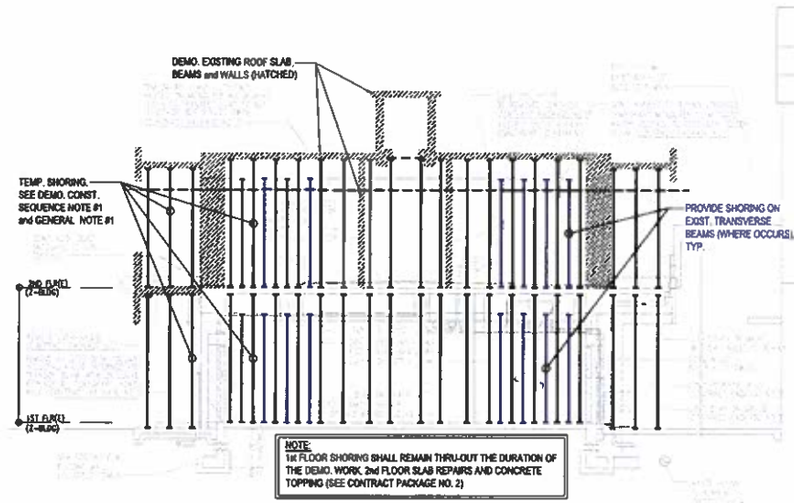

NOTE:
1st FLOOR SHORING SHALL REMAIN THRU-OUT THE DURATION OF THE DEMO. WORK, 2nd FLOOR SLAB REPAIRS AND CONCRETE TOPPING (SEE CONTRACT PACKAGE NO. 2)

1 S2.1 **SHORING DETAIL**
SCALE: 3/16" = 1'-0"

GUAM MEMORIAL HOSPITAL AUTHORITY
[illegible] GOV CARLOS CAMACHO ROAD, TAMUNING, GUAM [illegible]

PROJECT TITLE:

GMHA
REMOVE Z-WING & ASSOC WORKS

GOV CARLOS CAMACHO ROAD, TAMUNING, GUAM [illegible]

GK2 inc.
Jubile Center rm. 230
P.O. Box 3207 Agana, Guam [illegible]
Phone:(671) 472-6758 or 477-8324
Fax:477-3458
e-mail: gk2@pdn.com

A-E PROJ NO: GMH.08
ARCHITECTS-ENGINEERS
THIS WORK WAS DONE BY ME OR UNDER MY DIRECT SUPERVISION
APRIL 2022 EXPIRATION DATE:

DRAWING NAME:
BUILDING SECTIONS & NOTES (PACKAGE no.1A)

DATE: NOV. 2021	DRAWN: AM
SCALE: AS NOTED	CHECKED: YE

REVISIONS:

DATE	DESCRIPTION

DRAWING SHEET NO:
S2.1

SHEET ___ OF ___

MECHANICAL, FIRE SPIRNKLER NOTES FOR REFLECTED CLG DEMO PLAN	
SYMBOL DESCRIPTION	NOTE:
(NOT) REMOVE EXIST AIR DEVICES, CAP DUCTWORK IN PLACE EXCEPTION: DO NOT REMOVE EXIST CONC BEAM AND EXIST SPRINKLER FEEDER LINES	SEE ARCH. DRAWINGS FOR CONTRACT PACKAGE NOS.
(2) DO NOT REMOVE OR DAMAGE ACTIVE PIPES, CONDUITS, AC DUCTS, OR OTHER UTILITY DEVICES. PROVIDE DUSTPROOF COVER OR BAG TO EXIST SPRINKLER HEADS (SEE FP DWGS) AND SMOKE DETECTORS TO REMAIN.	
●R EXIST FIRE SPRINKLER PENDENT SPRINKLER HEAD TO REMAIN, PROTECT DURING CONSTRUCTION. IF REMOVED MUST BE REPLACED WITH NEW HEAD	

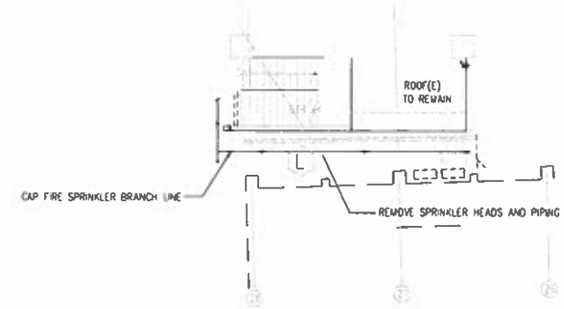

(2) MD-1 AFS CLG DEMO PLAN 2nd FLR.

SCALE 1/8"=1'-0"

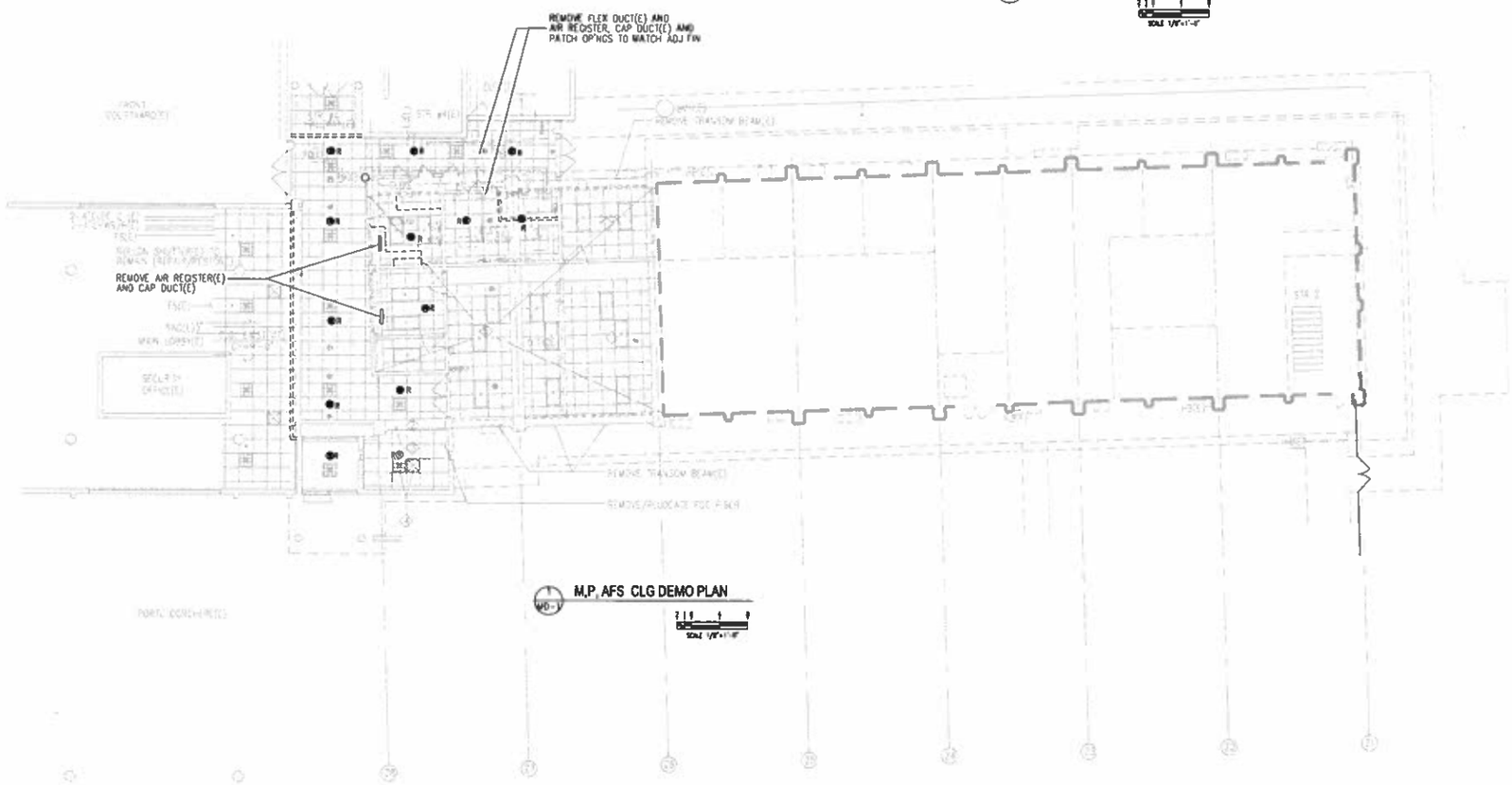

(1) MD-1 M.P. AFS CLG DEMO PLAN

SCALE 1/8"=1'-0"

GUAM MEMORIAL HOSPITAL AUTHORITY

850, GOV CARLOS CAMACHO ROAD, TAMUNING, GUAM 96931

PROJECT TITLE:

GMHA

REMOVE Z-WING & ASSOC WORKS

GOV CARLOS CAMACHO ROAD, TAMUNING, GUAM 96931

MECHANICAL, AFS

Gary Lansing PE, LLC

FIRE PROTECTION ENGINEERS
MECHANICAL ENGINEERS

PROJECT #:
J.P. Dwyer & P
Hongkong Guam

Honolulu, Hawaii
Saipan, CNMI

Gary Lansing

THIS WORK WAS DONE BY ME OR UNDER MY DIRECT SUPERVISION
EXPIRATION DATE: APR. 2022

DRAWING NAME:
GROUND, 2nd. FLOOR DEMO
MECHANICAL, FIRE SPRINKLER

DRAWN: GL	DATE: 10-4-21
CHECKED: GL	SCALE: AS NOTED

REVISIONS:

DESCRIPTION	DATE

DRAWING SHEET NO:

MD-1

SHEET ___ OF ___

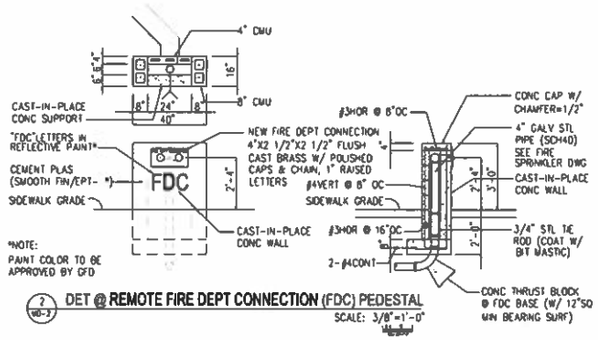

2 MD-2 DET @ REMOTE FIRE DEPT CONNECTION (FDC) PEDESTAL

SCALE: 3/8"=1'-0"

FIRE SPRINKLER, PLUMBING DEMO NOTES	
SYMBOL DESCRIPTION	NOTE:
◇ M02 CUT AND CAP EXISTING WASTE LINE FOR FUTURE USE WHERE OCCURS (FIELD VERIFY EXACT LOCATIONS)	SEE ARCH. DRAWINGS FOR CONTRACT PACKAGE NOS.
◇ 2 REMOVE EXISTING HOSE BIB AND CAP WATER LINE BELOW GRADE	
◇ 3 REMOVE EXISTING FIRE DEPARTMENT CONNECTION AT WALL RUN NEW 4" FDC PIPE DOWN OUTSIDE OF WALL UNDERGROUND TO NEW FREE STANDING FDC, SEE DETAIL, PROVIDE THRUST BLOCK AT ELBOWS AND RESTRAINING RODS AS PER NFPA 24	

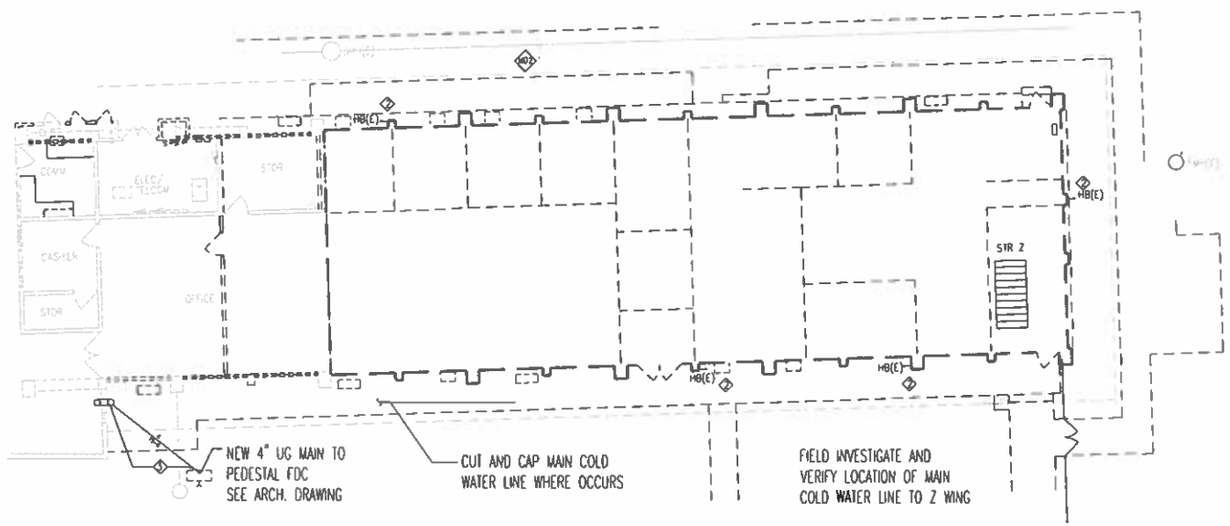

1 MD-1 PLUMBIING DEMO PLAN

SCALE 1/8"=1'-0"

GUAM MEMORIAL HOSPITAL AUTHORITY

850, GOV CARLOS CAMACHO ROAD, TAMUNING, GUAM 96913

PROJECT TITLE:

GMHA

REMOVE Z-WING & ASSOC WORKS

GOV CARLOS CAMACHO ROAD, TAMUNING, GUAM 96931

MECHANICAL, AFB

Glory Landing PIC, LLC

THIS WORK WAS DONE BY ME OR UNDER MY DIRECT SUPERVISION
EXPIRATION DATE: APR, 2022

DRAWING NAME:
GROUND FLOOR DEMO PLUMBING, SPRINKLER

DRAWN: GL | DATE: 10-4-21
CHECKED: GL | SCALE: AS NOTED

REVISIONS:

DESCRIPTION	DATE

DRAWING SHEET NO:

MD-2

SHEET ___ OF ___

GENERAL ELECTRICAL DEMOLITION NOTES

1. GENERAL CONTRACTOR SHALL REMOVE ALL LIGHT FIXTURES AS INDICATED ON DRAWINGS.
2. GENERAL CONTRACTOR SHALL BE RESPONSIBLE FOR DISPOSAL OF REMAINING LUMINAIRE PARTS FIXTURES.
3. GENERAL CONTRACTOR SHALL DISCONNECT AND REMOVE ALL ELECTRICAL EQUIPMENT, (WHICH INCLUDES BUT IS NOT LIMITED TO DEVICES, FIXTURES, WIRING (CIRCUITRY), CABLING, CONDUIT, ETC.), AS DESCRIBED AND SHALL GIVE THE OWNER AN OPPORTUNITY TO KEEP DEMOLISHED ELECTRICAL EQUIPMENT PRIOR TO THEM BEING DISCARDED
4. VERIFY /REMOVE ALL ABANDONED CONDUITS,/PULL BOX/ JUNCTION BOX WHERE OCCURS
5. ELEC/TELCOM(E) ROOM SHALL REMAIN OPERATIONAL AT ALL TIMES. PROTECT ALL OPERATING ELEC DEVICES SERVING THIS ROOM UNLESS NOTED OTHERWISE.
6. PROTECT ALL ACTIVE ELEC SYSTEMS TO REMAIN IN THE LOBBY AREA, THE FRONT/REAR HALL AND THE ELEC(E) ROOM.

KEYED NOTES:

1. RELOCATE CIRCUITS 7 (OUTLETS) 10,12 (BUSINESS OFFICE) AND 14 (OUTLETS) TO PANEL 2N1A
2. RELOCATE CIRCUITS 13,15,17 (NICU/AHU) TO PANEL 4EQ4 AND 1,3,5,7 (LIGHTING) TO PANEL 4N1A
3. VERIFY IF HANDHOLE IS ACTIVE OR ABANDONED. REMOVE IF ABANDONED
4. REMOVE PANEL AND ASSOCIATED FEEDER

Package 1B. Remove Panel NB after circuit relocation.

Package 1B. Remove Panel Z102 after circuit relocation.

Completed by Others

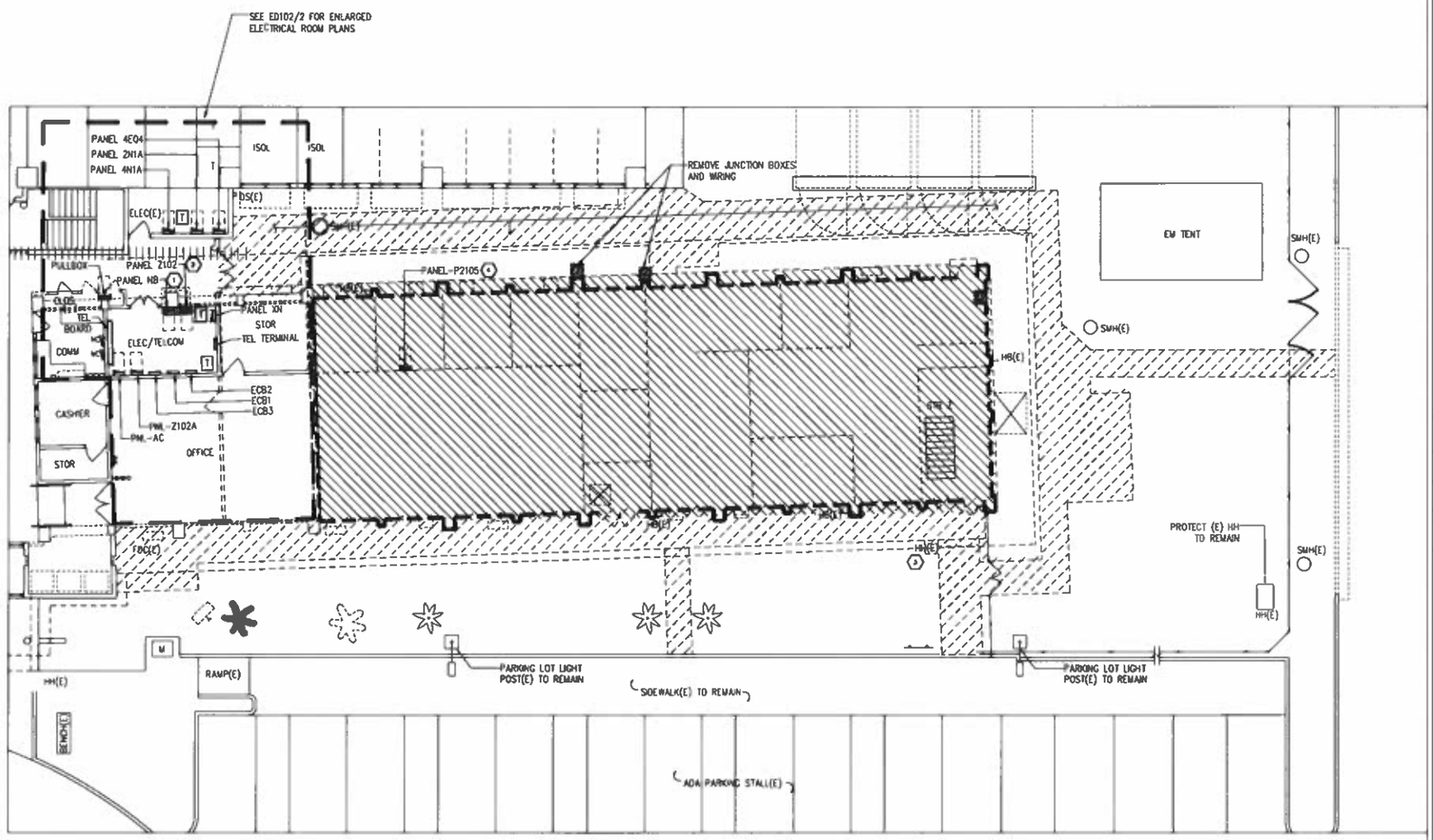

ED102 1ST FLR DEMO POWER PLAN
SCALE: 1/8"=1'-0"

GUAM MEMORIAL HOSPITAL AUTHORITY
850, GOV CARLOS CAMACHO ROAD, TAMUNING, GUAM 96931

PROJECT TITLE:

GMHA
REMOVE Z-WING & ASSOC WORKS

GOV CARLOS CAMACHO ROAD, TAMUNING, GUAM 96931

WIXON & ASSOCIATES
CONSULTING ENGINEERING

800 S. MARINE DR.
SUITE #A5
TAMUNING, GUAM
96911
(671) 646-1033
(671) 646-5417 FAX

A-E FIRM NO. 00-00
ARCHITECT-ENGINEER
THIS WORK WAS DONE BY ME OR UNDER MY DIRECT SUPERVISION
EXPIRATION DATE: APR, 2022

DRAWING NAME:

POWER DEMO PLAN 1ST FL

DRAWN:	TC	DATE:	10/21/2021
CHECKED:	WW	SCALE:	AS NOTED

REVISIONS:

DESCRIPTION	DATE

DRAWING SHEET NO:

ED101

SHEET ___ OF ___

GENERAL ELECTRICAL DEMOLITION NOTES

1. GENERAL CONTRACTOR SHALL REMOVE ALL LIGHT FIXTURES AS INDICATED ON DRAWINGS.
2. GENERAL CONTRACTOR SHALL BE RESPONSIBLE FOR DISPOSAL OF REMAINING LUMINAIRE PARTS FIXTURES.
3. GENERAL CONTRACTOR SHALL DISCONNECT AND REMOVE ALL ELECTRICAL EQUIPMENT, (WHICH INCLUDES BUT IS NOT LIMITED TO DEVICES, FIXTURES, WIRING (CIRCUITRY), CABLING, CONDUIT, ETC.), AS DESCRIBED AND SHALL GIVE THE OWNER AN OPPORTUNITY TO KEEP DEMOLISHED ELECTRICAL EQUIPMENT PRIOR TO THEM BEING DISCARDED
4. VERIFY /REMOVE ALL ABANDONED CONDUITS/PULL BOX/ JUNCTION BOX WHERE OCCURS
5. ELEC/TELCOM(E) ROOM SHALL REMAIN OPERATIONAL AT ALL TIMES. PROTECT ALL OPERATING ELEC DEVICES SERVING THIS ROOM UNLESS NOTED OTHERWISE.
6. PROTECT ALL ACTIVE ELEC SYSTEMS (TO REMAIN IN THE LOBBY AREA, THE FRONT/REAR HALL AND THE ELEC(E) ROOM.

KEYED NOTES:

1. RELOCATE CIRCUITS 7 (OUTLETS) 10,12 (BUSINESS OFFICE) AND 14 (OUTLETS) TO PANEL 2N1A — Package 1B
2. RELOCATE CIRCUITS 13,15,17 (NICU/AHU) TO PANEL 4EQ4 AND 1,3,5,7 (LIGHTING) TO PANEL 4N1A — Package 1B
3. VERIFY IF HANDHOLE IS ACTIVE OR ABANDONED. REMOVE IF ABANDONED
4. REMOVE PANEL AND ASSOCIATED FEEDER — Completed by Others

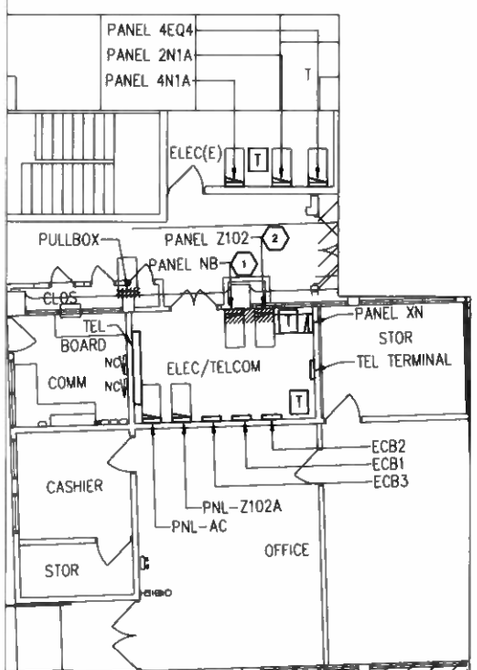

ENLARGED ELEC ROOM PLANS
SCALE: 3/16"=1'-0"

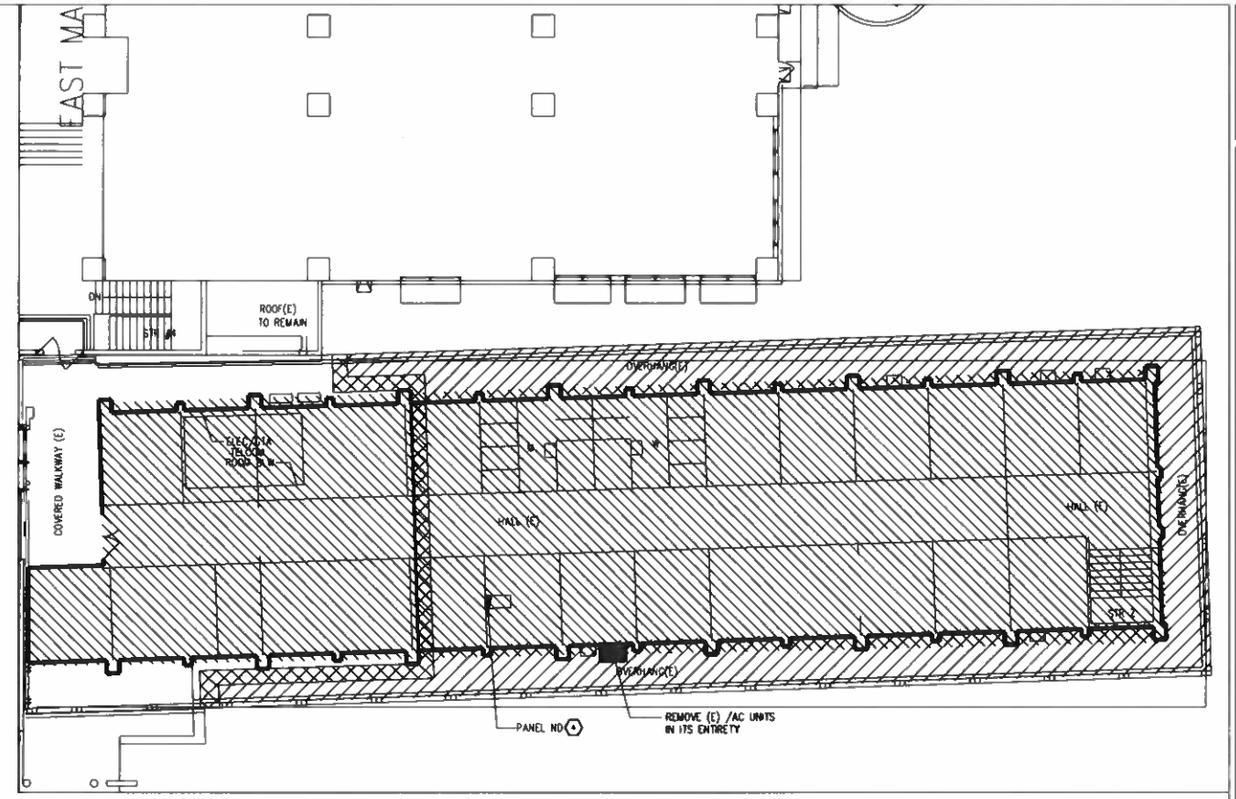

2ND FLR DEMOLITION PLAN
SCALE: 1/8"=1'-0"

GUAM MEMORIAL HOSPITAL AUTHORITY
850, GOV CARLOS CAMACHO ROAD, TAMUNING, GUAM 96913

PROJECT TITLE:

GMHA
REMOVE Z-WING & ASSOC WORKS

GOV CARLOS CAMACHO ROAD, TAMUNING, GUAM 96931

WIXON & ASSOCIATES
CONSULTING ENGINEERING
800 S. MARINE DR. SUITE #A5
TAMUNING, GUAM 96911
(671) 646-1033
(671) 646-5417 FAX

A-E FIRM NO. 00485
ARCHITECT-ENGINEER
THIS WORK WAS DONE BY ME OR UNDER MY DIRECT SUPERVISION
EXPIRATION DATE: APR, 2022

DRAWING NAME:
POWER DEMO PLAN 2ND FL

DRAWN: TC	DATE: 10/21/2021
CHECKED: WW	SCALE: AS NOTED

REVISIONS:

DESCRIPTION	DATE

DRAWING SHEET NO:
ED102

SHEET ___ OF ___

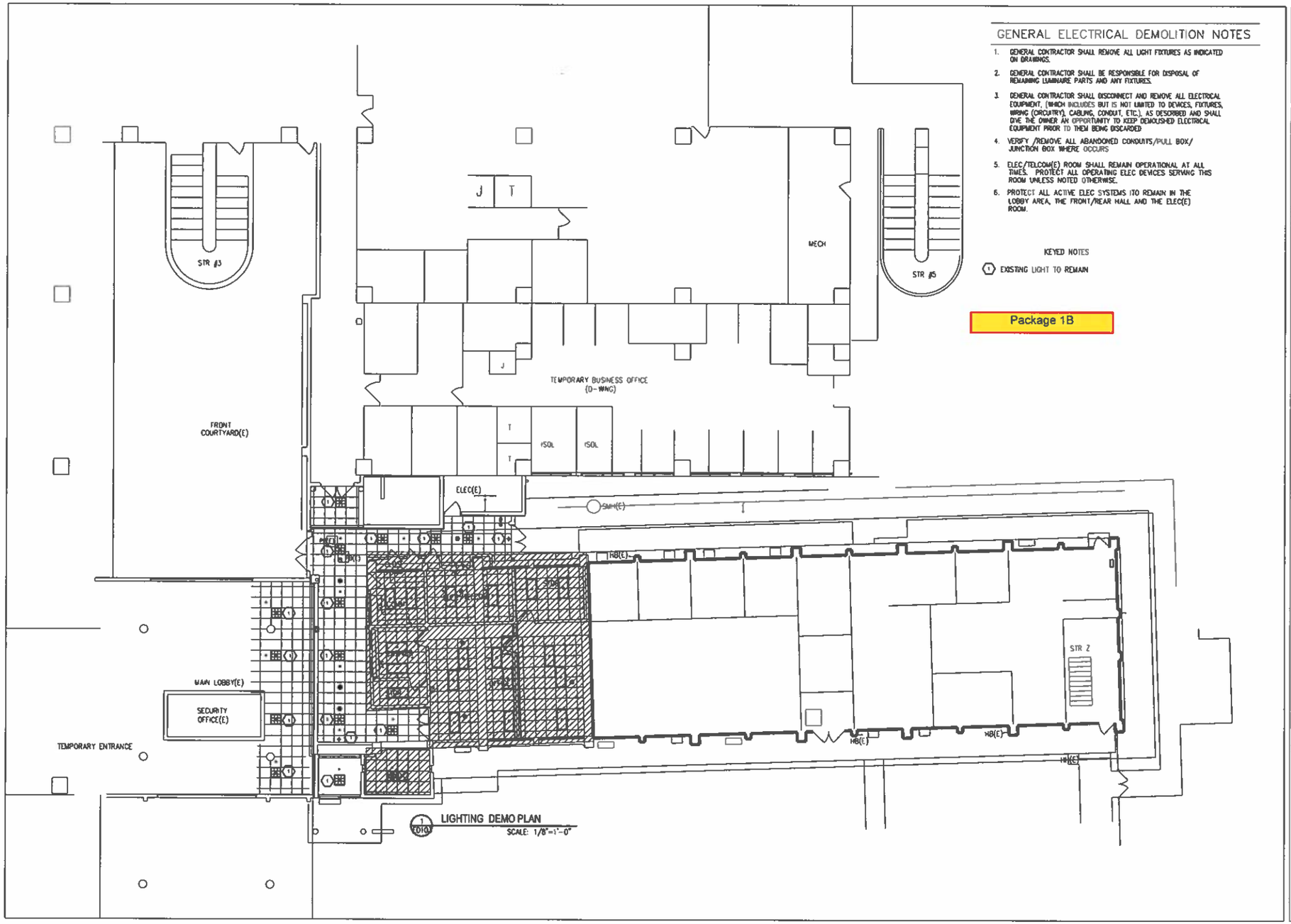

GENERAL ELECTRICAL DEMOLITION NOTES

1. GENERAL CONTRACTOR SHALL REMOVE ALL LIGHT FIXTURES AS INDICATED ON DRAWINGS.
2. GENERAL CONTRACTOR SHALL BE RESPONSIBLE FOR DISPOSAL OF REMAINING LUMINAIRE PARTS AND ANY FIXTURES.
3. GENERAL CONTRACTOR SHALL DISCONNECT AND REMOVE ALL ELECTRICAL EQUIPMENT, (WHICH INCLUDES BUT IS NOT LIMITED TO DEVICES, FIXTURES, WIRING (CIRCUITRY), CABLING, CONDUIT, ETC.), AS DESCRIBED AND SHALL GIVE THE OWNER AN OPPORTUNITY TO KEEP DEMOLISHED ELECTRICAL EQUIPMENT PRIOR TO THEM BEING DISCARDED
4. VERIFY /REMOVE ALL ABANDONED CONDUITS/PULL BOX/ JUNCTION BOX WHERE OCCURS
5. ELEC/TELCOM(E) ROOM SHALL REMAIN OPERATIONAL AT ALL TIMES. PROTECT ALL OPERATING ELEC DEVICES SERVING THIS ROOM UNLESS NOTED OTHERWISE.
6. PROTECT ALL ACTIVE ELEC SYSTEMS (TO REMAIN IN THE LOBBY AREA, THE FRONT/REAR HALL AND THE ELEC(E) ROOM.

KEYED NOTES

(1) EXISTING LIGHT TO REMAIN

Package 1B

GUAM MEMORIAL HOSPITAL AUTHORITY

850, GOV CARLOS CAMACHO ROAD, TAMUNING, GUAM 96913

PROJECT TITLE:

GMHA

REMOVE Z-WING & ASSOC WORKS

GOV CARLOS CAMACHO ROAD, TAMUNING, GUAM 96931

WIXON & ASSOCIATES
CONSULTING ENGINEERING

800 S. MARINE DR.
SUITE #A5
TAMUNING, GUAM
96911
(671) 646-1033
(671) 646-5417 FAX

DRAWING NAME:

1ST FL LIGHTING DEMO PLAN

DRAWN TC	DATE 10/21/2021
CHECKED WW	SCALE AS NOTED

REVISIONS:

DESCRIPTION	DATE

DRAWING SHEET NO:

ED103

SHEET ___ OF ___